

How to apply

Where to apply

Record of use

For patients
and the care-givers
for patients who have
been prescribed
Alzest® Rivastigmine
Transdermal
Patch

ALZEST[®]
Rivastigmine
Transdermal Patch

Instructions for use
and patient diary


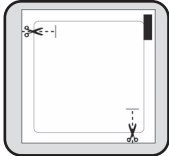
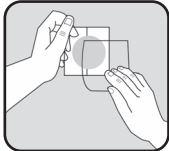
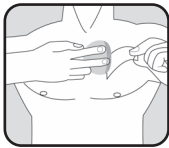
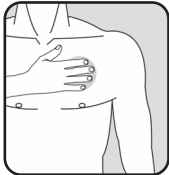
Instructions for use

- To minimise the risk of unwanted side-effects it is important that you and/or the people who care for you know how to use this medicine correctly.
- If you have any questions or require more information, please read the patient information leaflet with the medicine.
- If you are not sure about anything, please ask your doctor or pharmacist.

Important to remember

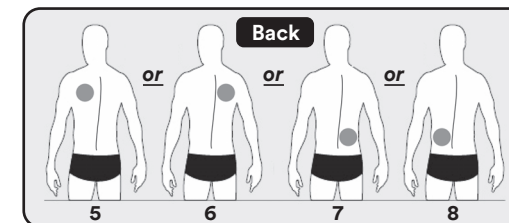
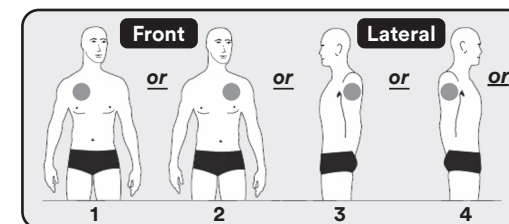
- Take off the old patch before putting **one** new patch on
- Only **one** patch should be worn at a time
- The patch should be replaced by a new one after 24 hours
- Do not cut the patch into pieces
- Press the patch firmly in place for at least 30 seconds using the palm of the hand
- Dispose of old patch by placing it in an empty sachet and then putting in the bin
- Do not expose the patch to any external heat sources (e.g. excessive sunlight, saunas, solarium) for long periods of time.

How to apply

1. Carefully **remove the existing patch before** putting on **one** new patch 
2. Take the new patch from the sachet. This sachet can now be used to safely dispose of the old patch 
3. Peel one side of the protective liner off the patch 
4. Stick the patch on the upper or lower back, upper arm or chest and peel off the other side of the protective liner 
5. Press the patch firmly in place for at least 30 seconds 

Where to apply

Apply **one** new patch in only **one** of the following areas every day



The patch should not be applied to skin that is red, irritated or cut

Do not apply a patch to the exact same spot on the skin within 14 days

Do not apply to the stomach or thigh

Medication record / patient diary

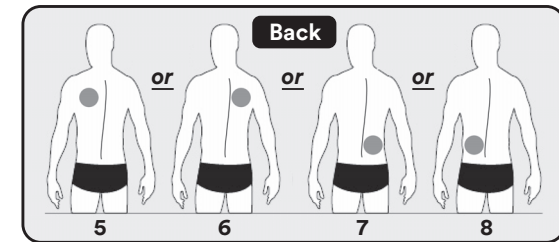
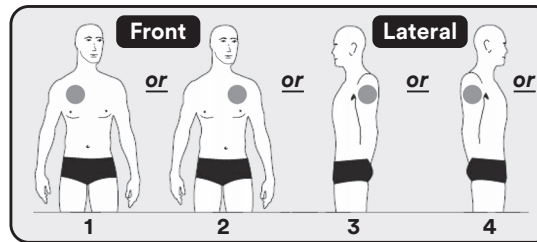
How to use this record sheet

- Use this record sheet to keep track of when you apply and take off an Alzest® Rivastigmine Transdermal Patch
- Tick the box when you have removed the old patch
- Fill in the date and day you apply the new patch
- Fill in the number of the application area where you have applied the new patch
- If you have any questions or require more information, please read the patient information leaflet that came with the medicine
- If you are not sure about anything, please ask your doctor or pharmacist

Application area

Apply one new patch in only one of the following areas every day

Do not apply a patch to the exact same spot on the skin within 14 days



| Old patch removed? | Date of application of new patch | Day of application of new patch | Application area of new patch (number) |
|--------------------|----------------------------------|---------------------------------|--|
| example ✓ | 22nd september | saturday | example |
| | | | |
| | | | |
| | | | |
| | | | |
| | | | |
| | | | |
| | | | |
| | | | |

*Rivastigmine
Transdermal Patch*

Medication record / patient diary

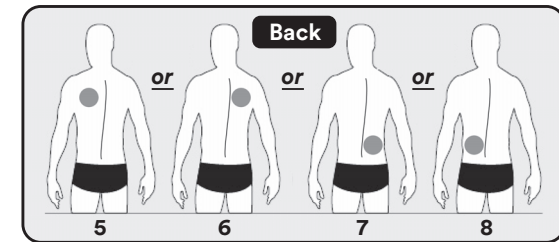
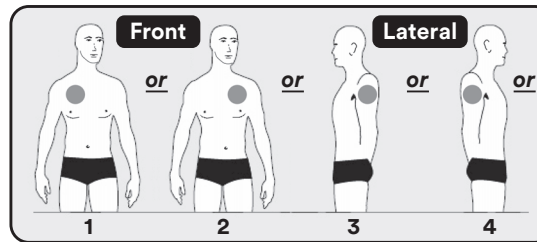
How to use this record sheet

- Use this record sheet to keep track of when you apply and take off an Alzest® Rivastigmine Transdermal Patch
- Tick the box when you have removed the old patch
- Fill in the date and day you apply the new patch
- Fill in the number of the application area where you have applied the new patch
- If you have any questions or require more information, please read the patient information leaflet that came with the medicine
- If you are not sure about anything, please ask your doctor or pharmacist

Application area

Apply one new patch in only one of the following areas every day

Do not apply a patch to the exact same spot on the skin within 14 days



| Old patch removed? | Date of application of new patch | Day of application of new patch | Application area of new patch (number) |
|--------------------|----------------------------------|---------------------------------|--|
| example ✓ | 22nd september | saturday | example |
| | | | |
| | | | |
| | | | |
| | | | |
| | | | |
| | | | |
| | | | |
| | | | |

*Rivastigmine
Transdermal Patch*

Medication record / patient diary

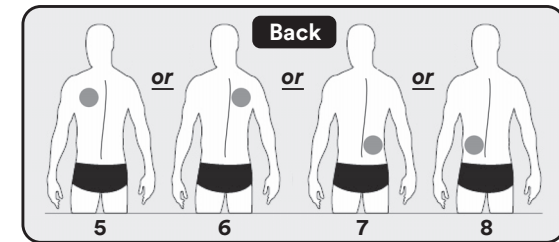
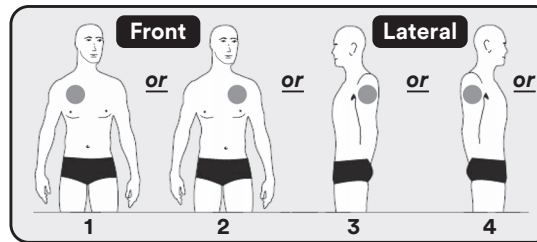
How to use this record sheet

- Use this record sheet to keep track of when you apply and take off an Alzest® Rivastigmine Transdermal Patch
- Tick the box when you have removed the old patch
- Fill in the date and day you apply the new patch
- Fill in the number of the application area where you have applied the new patch
- If you have any questions or require more information, please read the patient information leaflet that came with the medicine
- If you are not sure about anything, please ask your doctor or pharmacist

Application area

Apply one new patch in only one of the following areas every day

Do not apply a patch to the exact same spot on the skin within 14 days



| Old patch removed? | Date of application of new patch | Day of application of new patch | Application area of new patch (number) |
|--------------------|----------------------------------|---------------------------------|--|
| example ✓ | 22nd september | saturday | example |
| | | | |
| | | | |
| | | | |
| | | | |
| | | | |
| | | | |
| | | | |
| | | | |

*Rivastigmine
Transdermal Patch*

Medication record / patient diary

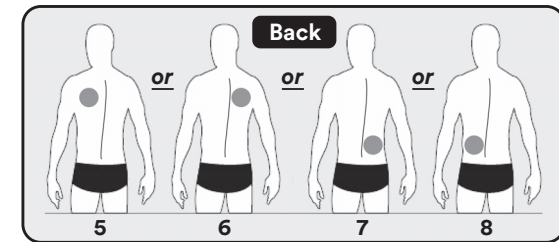
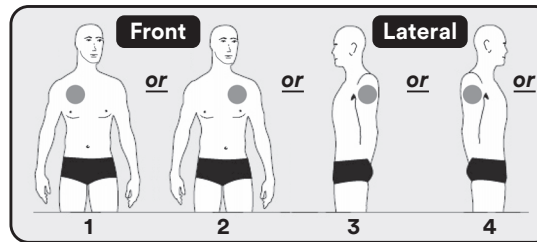
How to use this record sheet

- Use this record sheet to keep track of when you apply and take off an Alzest® Rivastigmine Transdermal Patch
- Tick the box when you have removed the old patch
- Fill in the date and day you apply the new patch
- Fill in the number of the application area where you have applied the new patch
- If you have any questions or require more information, please read the patient information leaflet that came with the medicine
- If you are not sure about anything, please ask your doctor or pharmacist

Application area

Apply one new patch in only one of the following areas every day

Do not apply a patch to the exact same spot on the skin within 14 days



| Old patch removed? | Date of application of new patch | Day of application of new patch | Application area of new patch (number) |
|--------------------|----------------------------------|---------------------------------|--|
| example ✓ | 22nd september | saturday | example |
| | | | |
| | | | |
| | | | |
| | | | |
| | | | |
| | | | |
| | | | |
| | | | |

*Rivastigmine
Transdermal Patch*

Medication record / patient diary

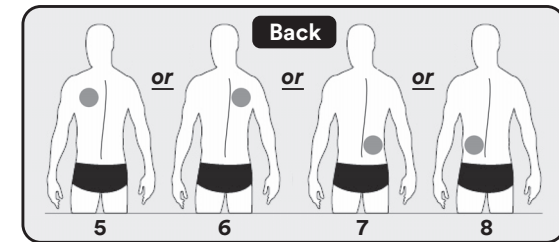
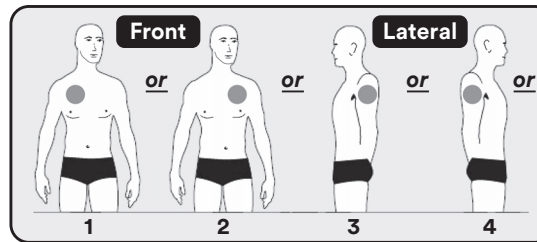
How to use this record sheet

- Use this record sheet to keep track of when you apply and take off an Alzest® Rivastigmine Transdermal Patch
- Tick the box when you have removed the old patch
- Fill in the date and day you apply the new patch
- Fill in the number of the application area where you have applied the new patch
- If you have any questions or require more information, please read the patient information leaflet that came with the medicine
- If you are not sure about anything, please ask your doctor or pharmacist

Application area

Apply one new patch in only one of the following areas every day

Do not apply a patch to the exact same spot on the skin within 14 days



| Old patch removed? | Date of application of new patch | Day of application of new patch | Application area of new patch (number) |
|--------------------|----------------------------------|---------------------------------|--|
| example ✓ | 22nd september | saturday | example |
| | | | |
| | | | |
| | | | |
| | | | |
| | | | |
| | | | |
| | | | |
| | | | |

*Rivastigmine
Transdermal Patch*

with compliments

Rivastigmine Transdermal Patch

Dr. Reddy's Laboratories (UK) Ltd
Customer Service

Riverview Road, Beverley, HU17 0LD
Tel: 01482 389858
Fax: 01482 860204
email: customerserviceuk@drreddys.com
www.drreddys.com

Dr. Reddy's Laboratories (UK) Ltd
Medical Information

Riverview Road
Beverley, HU17 0LD
Tel: 01748 828800
email: drreddys@professionalinformation.co.uk