

## Package leaflet: Information for the patient

### Cosentyx® 150 mg solution for injection in pre-filled syringe

secukinumab

**Read all of this leaflet carefully before you start using this medicine because it contains important information for you.**

- Keep this leaflet. You may need to read it again.
- If you have any further questions, ask your doctor, pharmacist or nurse.
- This medicine has been prescribed for you only. Do not pass it on to others. It may harm them, even if their signs of illness are the same as yours.
- If you get any side effects, talk to your doctor, pharmacist or nurse. This includes any possible side effects not listed in this leaflet. See section 4.

#### **What is in this leaflet**

1. What Cosentyx is and what it is used for
2. What you need to know before you use Cosentyx
3. How to use Cosentyx
4. Possible side effects
5. How to store Cosentyx
6. Contents of the pack and other information

#### **1. What Cosentyx is and what it is used for**

Cosentyx contains the active substance secukinumab. Secukinumab is a monoclonal antibody which belongs to a group of medicines called interleukin (IL) inhibitors. This medicine works by neutralising the activity of a protein called IL-17A, which is present at increased levels in diseases such as psoriasis, psoriatic arthritis and axial spondyloarthritis.

Cosentyx is used for the treatment of the following inflammatory diseases:

- Plaque psoriasis
- Psoriatic arthritis
- Axial spondyloarthritis, including ankylosing spondylitis (radiographic axial spondyloarthritis) and non-radiographic axial spondyloarthritis

#### **Plaque psoriasis**

Cosentyx is used to treat a skin condition called “plaque psoriasis”, which causes inflammation affecting the skin. Cosentyx reduces the inflammation and other symptoms of the disease. Cosentyx is used in adults, adolescents and children (6 years of age and older) with moderate to severe plaque psoriasis.

Using Cosentyx in plaque psoriasis will benefit you by leading to improvements of skin clearance and reducing your symptoms such as scaling, itching and pain.

#### **Psoriatic arthritis**

Cosentyx is used to treat a condition called “psoriatic arthritis”. The condition is an inflammatory disease of the joints, often accompanied by psoriasis. If you have active psoriatic arthritis you will first be given other medicines. If you do not respond well enough to these medicines, you will be given Cosentyx to reduce the signs and symptoms of active psoriatic arthritis, improve physical function and slow down the damage to the cartilage and bone of the joints involved in the disease.

Cosentyx is used in adults with active psoriatic arthritis and can be used alone or with another medicine called methotrexate.

Using Cosentyx in psoriatic arthritis will benefit you by reducing the signs and symptoms of the disease, slowing down the damage to the cartilage and bone of the joints and improving your ability to do normal daily activities.

### **Axial spondyloarthritis, including ankylosing spondylitis (radiographic axial spondyloarthritis) and non-radiographic axial spondyloarthritis**

Cosentyx is used to treat conditions called “ankylosing spondylitis” and “non-radiographic axial spondyloarthritis”. These conditions are inflammatory diseases primarily affecting the spine which cause inflammation of the spinal joints. If you have ankylosing spondylitis or non-radiographic axial spondyloarthritis you will first be given other medicines. If you do not respond well enough to these medicines, you will be given Cosentyx to reduce the signs and symptoms of the disease, reduce inflammation and improve your physical function.

Cosentyx is used in adults with active ankylosing spondylitis and active non-radiographic axial spondyloarthritis.

Using Cosentyx in ankylosing spondylitis and non-radiographic axial spondyloarthritis will benefit you by reducing the signs and symptoms of your disease and improving your physical function.

## **2. What you need to know before you use Cosentyx**

### **Do not use Cosentyx:**

- **if you are allergic** to secukinumab or any of the other ingredients of this medicine (listed in section 6).  
If you think you may be allergic, ask your doctor for advice before using Cosentyx.
- **if you have an active infection** which your doctor thinks is important.

### **Warnings and precautions**

Talk to your doctor, nurse or pharmacist before using Cosentyx:

- if you currently have an infection
- if you have long-term or repeated infections.
- if you have tuberculosis.
- if you have ever had an allergic reaction to latex.
- if you have an inflammatory disease affecting your gut called Crohn’s disease.
- if you have an inflammation of your large intestine called ulcerative colitis.
- if you have recently had a vaccination or if you are due to have a vaccination during treatment with Cosentyx.
- if you are receiving any other treatment for psoriasis, such as another immunosuppressant or phototherapy with ultraviolet (UV) light.

### **Inflammatory bowel disease (Crohn’s disease or ulcerative colitis)**

Stop using Cosentyx and tell your doctor or seek medical help immediately if you notice abdominal cramps and pain, diarrhoea, weight loss, blood in the stool or any other signs of bowel problems.

### **Look out for infections and allergic reactions**

Cosentyx can potentially cause serious side effects, including infections and allergic reactions. You must look out for signs of these conditions while you are taking Cosentyx.

Stop using Cosentyx and tell your doctor or seek medical help immediately if you notice any signs indicating a possible serious infection or an allergic reaction. Such signs are listed under “Serious side effects” in section 4.

### **Children and adolescents**

Cosentyx is not recommended for children younger than 6 years of age with plaque psoriasis because it has not been studied in this age group.

Cosentyx is not recommended for children and adolescents (under 18 years of age) in other indications because it has not been studied in this age group.

### **Other medicines and Cosentyx**

Tell your doctor or pharmacist:

- if you are taking, have recently taken or might take any other medicines.
- if you have recently had or are due to have a vaccination. You should not be given certain types of vaccines (live vaccines) while using Cosentyx.

### **Pregnancy, breast-feeding and fertility**

- It is preferable to avoid the use of Cosentyx in pregnancy. The effects of this medicine in pregnant women are not known. If you are a woman of childbearing potential, you are advised to avoid becoming pregnant and must use adequate contraception while using Cosentyx and for at least 20 weeks after the last Cosentyx dose.  
Talk to your doctor if you are pregnant, think you may be pregnant or are planning to have a baby.
- Talk to your doctor if you are breast-feeding or are planning to breast-feed. You and your doctor should decide if you will breast-feed or use Cosentyx. You should not do both. After using Cosentyx you should not breast-feed for at least 20 weeks after the last dose.

### **Driving and using machines**

Cosentyx is unlikely to influence your ability to drive and use machines.

## **3. How to use Cosentyx**

Always use this medicine exactly as your doctor has told you. Check with your doctor, nurse or pharmacist if you are not sure.

Cosentyx is given via injection under your skin (known as a subcutaneous injection). You and your doctor should decide if you should inject Cosentyx yourself.

It is important not to try to inject yourself until you have been trained by your doctor, nurse or pharmacist. A caregiver may also give you your Cosentyx injection after proper training.

For detailed instructions on how to inject Cosentyx, see “Instructions for use of Cosentyx pre-filled syringe” at the end of this leaflet.

### **How much Cosentyx is given and for how long**

Your doctor will decide how much Cosentyx you need and for how long.

#### Plaque psoriasis

##### Adult

- The recommended dose is 300 mg by subcutaneous injection.
- Each 300 mg dose **is given as two injections of 150 mg.**

After the first dose you will receive further weekly injections at weeks 1, 2, 3 and 4 followed by monthly injections. At each timepoint you will receive a 300 mg dose given as two injections of 150 mg.

### Children aged 6 years and older

- The recommended dose given by subcutaneous injection is based on body weight as follows:
  - Weight below 25 kg: 75 mg using the powder for solution for injection.
  - Weight 25 kg or above and below 50 kg: 75 mg using the powder for solution for injection.
  - Weight 50 kg or above: 150 mg using the powder for solution for injection, the pre-filled syringe or the pre-filled pen.  
Your doctor may increase the dose to 300 mg using the powder for solution for injection, the pre-filled syringe or the pre-filled pen.
- Each 75 mg dose **is given as one injection of 75 mg**. Each 150 mg dose **is given as one injection of 150 mg**. Each 300 mg dose **is given as two injections of 150 mg**.

After the first dose you will receive further weekly injections at weeks 1, 2, 3 and 4 followed by monthly injections.

### Psoriatic arthritis

For psoriatic arthritis patients who also have moderate to severe plaque psoriasis or patients who did not respond well to medicines called tumour necrosis factor (TNF) blockers:

- The recommended dose is 300 mg by subcutaneous injection.
- Each 300 mg dose **is given as two injections of 150 mg**.

After the first dose you will receive further weekly injections at weeks 1, 2, 3 and 4 followed by monthly injections. At each timepoint you will receive a 300 mg dose given as two injections of 150 mg.

### For other psoriatic arthritis patients:

- The recommended dose is 150 mg by subcutaneous injection.

After the first dose you will receive further weekly injections at weeks 1, 2, 3 and 4 followed by monthly injections.

Based on your response, your doctor may increase your dose to 300 mg.

### Ankylosing spondylitis (Radiographic axial spondyloarthritis)

- The recommended dose is 150 mg by subcutaneous injection.

After the first dose you will receive further weekly injections at weeks 1, 2, 3 and 4 followed by monthly injections.

Based on your response, your doctor may increase your dose to 300 mg. Each 300 mg dose is given as two injections of 150 mg.

### Non-radiographic axial spondyloarthritis

- The recommended dose is 150 mg by subcutaneous injection.

After the first dose you will receive further weekly injections at weeks 1, 2, 3 and 4 followed by monthly injections.

Cosentyx is for long-term treatment. Your doctor will regularly monitor your condition to check that the treatment is having the desired effect.

### **If you use more Cosentyx than you should**

If you have received more Cosentyx than you should or the dose has been administered sooner than according to your doctor's prescription, inform your doctor.

**If you forget to use Cosentyx**

If you have forgotten to inject a dose of Cosentyx, inject the next dose as soon as you remember. Then talk to your doctor to discuss when you should inject the next dose.

**If you stop using Cosentyx**

It is not dangerous to stop using Cosentyx. However, if you stop, your psoriasis, psoriatic arthritis or axial spondyloarthritis symptoms may come back.

If you have any further questions on the use of this medicine, ask your doctor, pharmacist or nurse.

**4. Possible side effects**

Like all medicines, this medicine can cause side effects, although not everybody gets them.

**Serious side effects**

Stop using Cosentyx and tell your doctor or seek medical help immediately if you get any of the following side effects:

**Possible serious infection** - the signs may include:

- fever, flu-like symptoms, night sweats
- feeling tired or short of breath, cough which will not go away
- warm, red and painful skin, or a painful skin rash with blisters
- burning sensation when passing urine.

**Serious allergic reaction** - the signs may include:

- difficulty breathing or swallowing
- low blood pressure, which can cause dizziness or light-headedness
- swelling of the face, lips, tongue or throat
- severe itching of the skin, with a red rash or raised bumps.

Your doctor will decide if and when you may restart the treatment.

**Other side effects**

Most of the following side effects are mild to moderate. If any of these side effects becomes severe, tell your doctor, pharmacist or nurse.

**Very common** (may affect more than 1 in 10 people):

- upper respiratory tract infections with symptoms such as sore throat and stuffy nose (nasopharyngitis, rhinitis)

**Common** (may affect up to 1 in 10 people):

- cold sores (oral herpes)
- diarrhoea
- runny nose (rhinorrhoea)
- athlete's foot (tinea pedis)
- headache
- nausea
- fatigue

**Uncommon** (may affect up to 1 in 100 people):

- oral thrush (oral candidiasis)
- signs of low levels of white blood cells, such as fever, sore throat or mouth ulcers due to infections (neutropenia)
- infection of the external ear (otitis externa)

- discharge from the eye with itching, redness and swelling (conjunctivitis)
- itchy rash (urticaria)
- lower respiratory tract infections
- abdominal cramps and pain, diarrhoea, weight loss or blood in the stool (signs of bowel problems)

**Rare** (may affect up to 1 in 1,000 people):

- severe allergic reaction with shock (anaphylactic reaction)
- redness and shedding of skin over a larger area of the body, which may be itchy or painful (exfoliative dermatitis)

**Not known** (frequency cannot be estimated from the available data):

- fungal infections of the skin and mucous membranes (including oesophageal candidiasis)

### **Reporting of side effects**

If you get any side effects, talk to your doctor, pharmacist or nurse. This includes any possible side effects not listed in this leaflet. You can also report side effects directly (see details below). By reporting side effects you can help provide more information on the safety of this medicine.

### **United Kingdom**

Yellow Card Scheme

Website: [www.mhra.gov.uk/yellowcard](http://www.mhra.gov.uk/yellowcard) or search for MHRA Yellow Card in the Google Play or Apple App Store

## **5. How to store Cosentyx**

Keep this medicine out of the sight and reach of children.

Do not use this medicine:

- after the expiry date which is stated on the outer box or the label on the syringe after “EXP”.
- if the liquid contains easily visible particles, is cloudy or is distinctly brown.

Store the syringe sealed in its box to protect from light. Store in the refrigerator between 2°C and 8°C. Do not freeze. Do not shake.

If necessary, Cosentyx can be left out of the refrigerator for a single period of up to 4 days at room temperature, not above 30°C.

This medicine is for single use only.

Do not throw away any medicines via wastewater. Ask your pharmacist how to throw away medicines you no longer use. These measures will help protect the environment.

## **6. Contents of the pack and other information**

### **What Cosentyx contains**

- The active substance is secukinumab. Each pre-filled syringe contains 150 mg secukinumab.
- The other ingredients are trehalose dihydrate, histidine, histidine hydrochloride monohydrate, methionine, polysorbate 80 and water for injections.

### **What Cosentyx looks like and contents of the pack**

Cosentyx solution for injection is a clear liquid. Its colour may vary from colourless to slightly yellow. Cosentyx is available in unit packs containing 1 or 2 pre-filled syringe(s) and in multipacks containing 6 (3 packs of 2) pre-filled syringes. Not all pack sizes may be marketed.

**Marketing Authorisation Holder**

Novartis Europharm Limited  
Vista Building  
Elm Park, Merrion Road  
Dublin 4  
Ireland

**Manufacturer**

Sandoz GmbH  
Biochemiestrasse 10  
6336 Langkampfen  
Austria

For any information about this medicine, please contact the local representative of the Marketing Authorisation Holder:

**United Kingdom**

Novartis Pharmaceuticals UK Ltd.  
Tel: +44 1276 698370

**This leaflet was last revised in 09/2020**

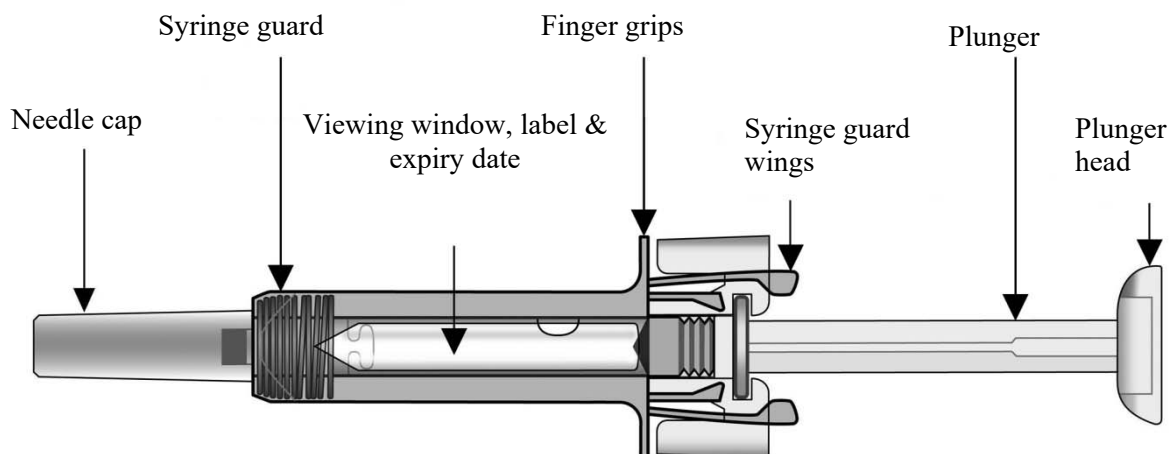
**Other sources of information**

Detailed information on this medicine is available on the European Medicines Agency web site:  
<http://www.ema.europa.eu>

## Instructions for use of Cosentyx pre-filled syringe

Read ALL the way through these instructions before injecting. It is important not to try to inject yourself or a person in your care until you have been trained by your doctor, nurse or pharmacist. The box contains Cosentyx pre-filled syringe(s) individually sealed in a plastic blister.


### Your Cosentyx pre-filled syringe



After the medicine has been injected the syringe guard will be activated to cover the needle. This is intended to aid in the protection of healthcare professionals, patients who self-inject doctor-prescribed medicines, and individuals who assist self-injecting patients from accidental needlestick injuries.

### What you additionally need for your injection:

- Alcohol swab.
- Cotton ball or gauze.
- Sharps disposal container.



### Important safety information

**Caution: Keep the syringe out of the sight and reach of children.**

1. The needle cap of the syringe may contain dry rubber (latex), which should not be handled by persons sensitive to this substance.
2. Do not open the sealed outer box until you are ready to use this medicine.
3. Do not use this medicine if either the seal on the outer box or the seal of the blister is broken, as it may not be safe for you to use.
4. Never leave the syringe lying around where others might tamper with it.
5. Do not shake the syringe.
6. Be careful not to touch the syringe guard wings before use. By touching them, the syringe guard may be activated too early.
7. Do not remove the needle cap until just before you give the injection.
8. The syringe cannot be re-used. Dispose of the used syringe immediately after use in a sharps container.

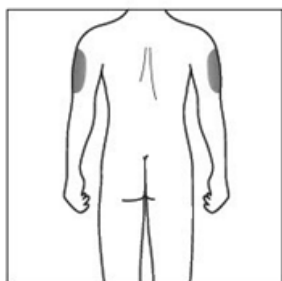
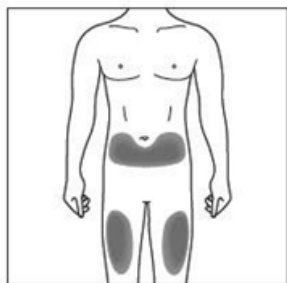
### Storage of the Cosentyx pre-filled syringe

1. Store this medicine sealed in its outer box to protect it from light. Store in the refrigerator between 2°C and 8°C. DO NOT FREEZE.



- Remember to take the syringe out of the refrigerator and allow it to reach room temperature before preparing it for injection (15-30 minutes).
- Do not use the syringe after the expiry date which is stated on the outer box or syringe label after “EXP”. If it has expired, return the entire pack to the pharmacy.

### The injection site



The injection site is the place on the body where you are going to use the syringe.

- The recommended site is the front of your thighs. You may also use the lower abdomen, but **not** the area 5 centimetres around the navel (belly button).
- Choose a different site each time you give yourself an injection.
- Do not inject into areas where the skin is tender, bruised, red, scaly or hard. Avoid areas with scars or stretch marks.

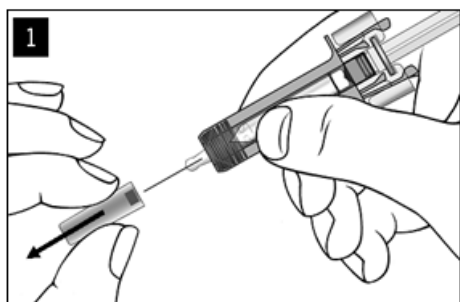
If a caregiver is giving you the injection, the outer upper arms may also be used.

### Preparing the Cosentyx pre-filled syringe ready for use

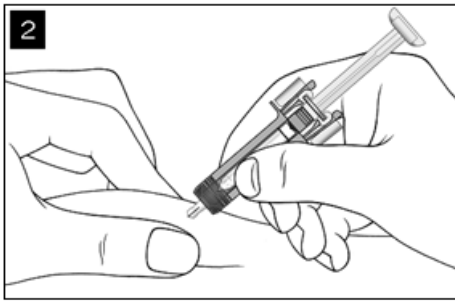
Note: For a 150 mg dose, prepare 1 pre-filled syringe and inject the content. For a 300 mg dose, prepare 2 pre-filled syringes and inject the contents of both.

- Take the box containing the syringe out of the refrigerator and leave it **unopened** for about 15-30 minutes so that it reaches room temperature.
- When you are ready to use the syringe, wash your hands thoroughly with soap and water.
- Clean the injection site with an alcohol swab.
- Remove the syringe from the outer box and take it out of the blister.
- Inspect the syringe. The liquid should be clear. Its colour may vary from colourless to slightly yellow. You may see a small air bubble, which is normal. **DO NOT USE** if the liquid contains easily visible particles, is cloudy or is distinctly brown. **DO NOT USE** if the syringe is broken. In all these cases, return the entire product pack to the pharmacy.

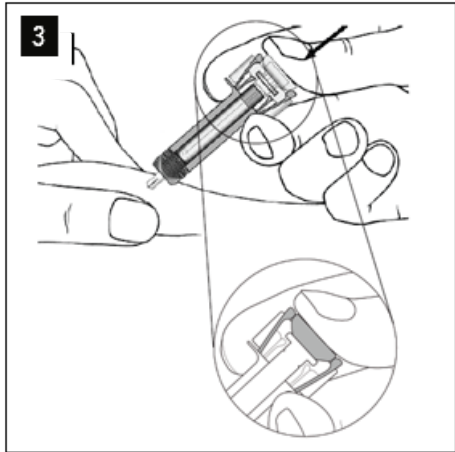
### How to use the Cosentyx pre-filled syringe



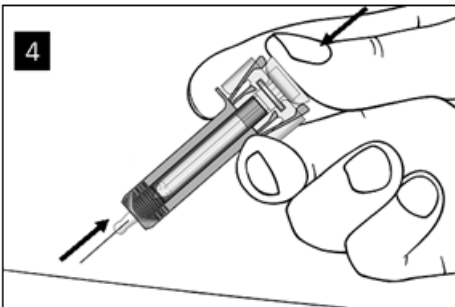
Carefully remove the needle cap from the syringe. Discard the needle cap. You may see a drop of liquid at the end of the needle. This is normal.



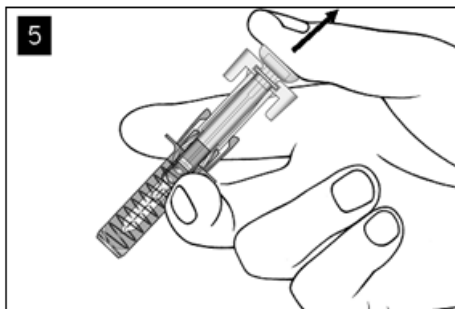
Gently pinch the skin at the injection site and insert the needle as shown. Push the needle all the way in to ensure that the medicine can be fully administered.



Hold the syringe as shown. **Slowly** depress the plunger **as far as it will go** so that the plunger head is completely between the syringe guard wings. Keep the plunger pressed fully down while you hold the syringe in place for 5 seconds.



**Keep the plunger fully depressed** while you carefully lift the needle straight out from the injection site.



Slowly release the plunger and allow the syringe guard to automatically cover the exposed needle.

There may be a small amount of blood at the injection site. You can press a cotton ball or gauze over the injection site and hold it for 10 seconds. Do not rub the injection site. You may cover the injection site with a small adhesive bandage, if needed.

### Disposal instructions



Dispose of the used syringe in a sharps container (closable, puncture resistant container). For the safety and health of you and others, needles and used syringes **must never** be re-used.

