


304 mm

(P) Code 401



BECONASE
hayfever

Becometasone Dipropionate Nasal Spray

Read all of this leaflet carefully before you start using this medicine because it contains important information for you. Always use Becomase Hayfever exactly as described in this leaflet or as your pharmacist has told you.

Keep this leaflet as you may need to read it again.

Ask your pharmacist if you need more information or advice.

If you get any side effects, talk to your doctor or pharmacist.

This includes any possible side effects that are not listed in this leaflet.

You must talk to a doctor if you do not feel better or if you feel worse after 14 days.

What is in this leaflet:

1. What Becomase Hayfever is and what it is used for
2. What you need to know before you use Becomase Hayfever
3. How to use Becomase Hayfever
4. Possible side effects
5. How to store Becomase Hayfever
6. Contents of the pack and other information

1. What Becomase Hayfever is and what it is used for

Becomase Hayfever contains the active substance becometasone dipropionate.

Becomase Hayfever is used to prevent and treat the common symptoms of allergic rhinitis, including Hayfever such as sneezing and a runny, itchy or blocked-up nose.

The active ingredient is becometasone dipropionate, a corticosteroid which, when used every day, has an anti-inflammatory action and works in a similar way to natural body chemicals to control inflammation. This nasal spray helps to control your body's reactions to allergens ('triggers') in the environment.

You must talk to a doctor if you do not feel better or if you feel worse after 14 days.

2. What you need to know before you use Becomase Hayfever

Do not use Becomase Hayfever:

- If you are allergic to becometasone dipropionate or any of the other ingredients (listed in section 6).
- If you are under 18 years.

Warnings and precautions

Talk to your doctor or pharmacist before using Becomase Hayfever if you have an infection or ulcer in your nose, or if you have recently had surgery or an injury to your nose.

- If your symptoms do not improve within 14 days, talk to your doctor or pharmacist.
- Do not use for more than 3 months unless your doctor tells you to. Contact your doctor if you experience blurred vision or other visual disturbances.

Other medicines and Becomase Hayfever

Tell your doctor or pharmacist if you are taking, have recently taken or might take any other medicines, particularly corticosteroid medicines (including eczema creams, asthma inhalers, tablets, injections, nasal sprays, and eye or nose drops).

Pregnancy and breast-feeding

If you are pregnant or breast-feeding, think you may be pregnant or are planning to have a baby, ask your doctor or pharmacist for advice before using this medicine.

Driving and using machines

Becomase Hayfever is unlikely to affect you being able to drive or use any tools or machines.

Becomase Hayfever contains benzalkonium chloride

Becomase Hayfever contains benzalkonium chloride which may cause problems with your breathing (bronchospasm).

3. How to use Becomase Hayfever

Always shake well before use. Only use in the nose. Do not swallow.

Becomase Hayfever quickly starts to reduce inflammation and swelling in your nose, although it may take 2 or 3 days to build up to its maximum protective effect. To prevent your symptoms starting, start to use Becomase Hayfever two or three days before exposure to one of your usual 'triggers'. You should use the spray regularly to get the best results from it.

Adults aged 18 years and over:

Spray two puffs into each nostril every morning and evening.

Once your symptoms have improved, you may be able to reduce the dose to one spray into each nostril every morning and evening.

Do not use more than 8 sprays (400 micrograms) in a day.

- Use the lowest dose possible to control your symptoms.
- If your symptoms do not improve within 14 days, talk to your doctor or pharmacist.
- Do not use more than the recommended dose.

If you use more Becomase Hayfever than you should


Tell your doctor.


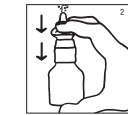
If you forget to use Becomase Hayfever

Use your next dose at the usual time. Do not use a double dose to make up for a forgotten dose.

Before using a new bottle of Becomase Hayfever:

- Your Becomase Hayfever spray has a dust cap which protects the nozzle and keeps it clean. Remember to take it off before you use the spray (Picture 1).
- Before you start to use a new bottle of Becomase Hayfever, or if you have not used the spray for a few days, press the pump down several times until you get a fine spray.
- Hold the bottle as shown with your forefinger and middle finger on the collar either side of the nozzle and your thumb underneath the bottle.
- Keeping your thumb still, press down with your fingers to pump the spray (Picture 2).
- When doing this make sure you do not point the nozzle at yourself or someone else.
- If the spray still doesn't work, try to clean it as described under the 'To clean the spray' section. Do not try to unblock or enlarge the tiny spray hole with a pin or other sharp objects because this will destroy the spray mechanism.



304 mm

(P) Code 401

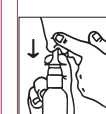


1E03490F_#1000001553

304 mm

(P) Code 401


Using Becomase Hayfever:

1. Shake the bottle well and remove the dust cap.
2. Blow your nose gently.
3. Close one nostril as shown and put the nozzle in the other nostril. Tilt your head forward slightly and keep the bottle upright. Hold the bottle as shown (Picture 3).
4. Start to breathe in slowly through your nose. While you are breathing in, squirt a spray of fine mist into your nostril by pressing down firmly on the collar with your fingers.
5. Breathe out through your mouth. Repeat step 4 in the same nostril for a second spray.
6. Remove the nozzle from this nostril and breathe out through your mouth (Picture 4).
7. Repeat steps 3 to 6 for the other nostril (Picture 5).
8. After using the spray, wipe the nozzle carefully with a clean tissue or handkerchief and replace the dust cap.

To clean the spray:

1. Take the dust cap off.
2. Pull upwards on the white collar to remove the nozzle (Picture 6).
3. Soak the nozzle and dust cap in warm water for a few minutes and then rinse under a running tap.
4. Shake off the excess water and allow to dry in a warm place – not too hot.
5. Re-fit the nozzle.
6. If necessary, press the pump down several times until you get a fine spray.



4. Possible side effects

Like all medicines, Becomase Hayfever can have side effects, but not everybody gets them:

- Allergic reactions. These may include developing a rash, swelling of the mouth or face or having difficulty breathing.
- Rare side effects (may affect up to 1 in 10,000 people) reported with Becomase Hayfever include:
 - Eye problems such as pain or blurred vision.
 - Head problems such as pain and/or persistent bleeding.
 - You may notice an unpleasant taste or smell.
 - Nose bleeds or irritation in the nose or throat.

Frequency not known:

- Blurred vision.

5. How to store Becomase Hayfever

Keep out of the sight and reach of children.

Do not use this medicine after the 'EXP' date shown on the pack. Keep the container in the outer carton to protect from light. Do not store above 25 °C (77 °F). Do not store in a fridge. Use within three months of first use.

6. Contents of the pack and other information

What Becomase Hayfever contains

Active ingredient Each spray contains Becometasone Dipropionate 50 micrograms.

Other ingredients Microcrystalline cellulose, sodium carboxymethylcellulose, dextrose, polylactide 80, purified water, benzalkonium chloride and phenylethyl alcohol.

What Becomase Hayfever looks like and contents of the pack


The plastic bottle contains 180 aqueous nasal sprays.

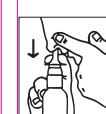


The marketing authorisation holder is Omega Pharma Ltd, 12 Vauxhall Bridge Road, London, SW1V 2SA, United Kingdom and all enquiries should be sent to this address.

The manufacturer are Richard Bittner AG, Ostschachenstraße 7, 9560 Feldkirchen, Austria. Glaxo Wellcome SA, 93000 Aranda de Duero, Burgos, Spain.

This leaflet was last revised in February 2019.

The information in this leaflet only applies to Becomase Hayfever.



304 mm

(P) Code 401

1E03490F_#1000001553