

## Package leaflet: information for the user



# Eycrom 2% w/v eye drops, solution

sodium cromoglicate

**Read all of this leaflet carefully before you start using this medicine because it contains important information for you.**

- Keep this leaflet. You may need to read it again.
- If you have any further questions, ask your doctor or pharmacist.
- This medicine has been prescribed for you only. Do not pass it on to others. It may harm them, even if their signs of illness are the same as yours.
- If you get any side effects, talk to your doctor or pharmacist. This includes any possible side effects not listed in this leaflet. See section 4.

### Important information about the administration of this product

Eycrom Eye Drops are contained within a novel multi-dose eye drop bottle, which allows for the solution not to contain any preservatives. Due to the design of the container, administration with these eye drops is not the same as standard eye drop bottles.

- Prior to first use, practice using the drops away from the eye. Slowly squeeze the bottle to deliver one drop in the air to get used to the pressure and time required to deliver one drop.
- Please note that there might be a few seconds delay between squeezing and the drop coming out. Do not squeeze too hard, or more than one drop may come out.
- After use and prior to recapping, the bottle should be shaken once in a downwards direction, without touching the dropper tip, in order to remove any residual liquid on the tip. This is necessary in order to ensure delivery of subsequent drops.

Please read the full instructions on the correct use of this product in **Section 3** of the leaflet ('how to use Eycrom'), before using these eye drops.

### What is in this leaflet:

1. What Eycrom is and what it is used for
2. What you need to know before you use Eycrom
3. How to use Eycrom
4. Possible side effects
5. How to store Eycrom
6. Contents of the pack and other information

## 1. What Eycrom is and what it is used for

Eycrom 2% w/v eye drops, solution contains a medicine called sodium cromoglicate which belongs to a group of medicines called anti-allergics.

It works by stopping the release of the natural substances in your eyes that can lead to an allergic reaction. Signs of an allergic reaction include itchy, watery, red or inflamed eyes and puffy eyelids.

Eycrom is used for the prevention, relief and treatment of eye allergies, including:

- Short and long term allergic conjunctivitis (inflammation of parts of the eye).
- More severe cases of conjunctivitis ('vernal keratoconjunctivitis'). Signs include bumps inside the upper eyelid, sensitivity to light and severe itching.

Eycrom is a sterile solution that does not contain a preservative.

## 2. What you need to know before you use Eycrom

### Do not use Eycrom

- If you are allergic (hypersensitive) to sodium cromoglicate or any of the other ingredients of this medicine (listed in section 6). Signs of an allergic reaction include: a rash, swallowing or breathing problems, swelling of your lips, face, throat, tongue and worsening of redness, itching or swelling of the eye or eyelid.

Do not use this medicine if the above applies to you. If you are not sure, talk to your doctor or pharmacist before using these eye drops.

### Warnings and precautions

Talk to your doctor or pharmacist before using Eycrom.

If you wear contact lenses, follow the instruction for contact lens wearers in section 3.

If you have a history of contact hypersensitivity to silver, you should not use this product.

### Children and adolescents

Eycrom can be used in children and adolescents. In children, caregiver supervision and/or assistance may be required.

### Other medicines and Eycrom

Tell your doctor or pharmacist if you are taking, have recently taken or might take any other medicines.

### Pregnancy and breast-feeding

If you are pregnant or breast-feeding, think you may be pregnant or are planning to have a baby, ask your doctor or pharmacist for advice before taking this medicine.

### Driving and using machines

You may have blurred eyesight straight after using this medicine. If this happens, do not drive or use any tools or machines until you can see clearly.

## 3. How to use Eycrom

Always use this medicine exactly as your doctor or pharmacist has told you. Check with your doctor or pharmacist if you are not sure.

The recommended dose is one or two drops in each eye four times a day, or as indicated by your doctor.

If you feel the effect of your medicine is too weak or too strong, do not change the dose yourself, ask your doctor.

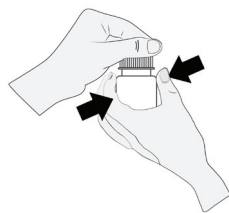
### How to use this medicine

#### Before instillation of the eye drops:

- Wash your hands before opening the bottle.
- Do not use this medicine if you notice that the tamper-proof seal on the bottle neck is broken before you first use it.
- At the first use, after cap removal, without positioning the eyedropper above the eye, slowly squeeze the bottle to deliver one drop in the air to get used to the pressure and time required to deliver one drop. In case of difficulties of delivering one drop at a time, this step might be repeated.
- Choose the position that you find most comfortable for the instillation of the drops (you can sit down, lie on your back, or stand in front of a mirror).

#### Instillation:

1. Hold the bottle directly below the cap and turn the cap to open the bottle. Do not touch anything with the tip of the bottle to avoid contamination of the solution.

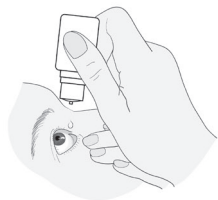


2. Tilt your head backwards and hold the bottle above your eye.

3. Pull the lower eyelid down and look up. Squeeze the bottle gently in the middle and let a drop fall into your eye. Please note that there might be a few seconds delay between squeezing and the drop coming out. Do not squeeze too hard.

If a drop misses your eye, try again.

If you are not sure how to administer your medicine, ask your doctor or pharmacist.

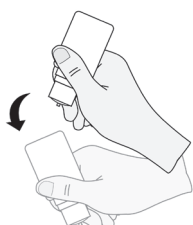


4. Blink a few times so that the drop spreads over the eye.



5. Repeat the instructions 2. – 4. to deliver a drop into the other eye if needed.

6. After use and prior to recapping, the bottle should be shaken once in a downwards direction, without touching the dropper tip, in order to remove any residual liquid on the tip. This is necessary in order to ensure delivery of subsequent drops.



7. After you have used all doses there will be some Eycrom left in the bottle. You should not be concerned since an extra amount of Eycrom has been added to account for this. Do not attempt to use the excess medicine remaining in the bottle after you have completed the course of treatment.

Do not use the eye drops for longer than 28 days after first opening the bottle.

#### **Contact lens wearers**

As with most topical eye medications, if you wear contact lenses, you should remove them before using Eycrom. After using this medicine, you should wait 15 minutes before putting your contact lenses back in.

#### **If you use more Eycrom than you should**

Contact your doctor or pharmacist if you have used the eye drops more frequently than prescribed by your doctor.

#### **If you forget to use Eycrom**

If you forget a dose, use your drops as soon as you remember.

However, if it is nearly time for your next dose, skip the missed dose. Do not use a double dose to make up for a forgotten dose.

#### **If you stop using Eycrom**

Keep using the eye drops until your doctor tells you to stop. Do not stop using the eye drops just because your eyes feel better.

If you have any further questions on the use of this medicine, ask your doctor or pharmacist.

## **4. Possible side effects**

Like all medicines, this medicine can cause side effects, although not everybody gets them.

#### **Stop using Eycrom and see a doctor as soon as possible if:**

- The itching, redness or swelling gets worse. You may be allergic to these drops.

#### **Talk to your doctor or pharmacist if any of the side effects get serious or last longer than a few days, or if you notice any side effects not listed in this leaflet:**

- Stinging or burning in your eyes or blurring of eyesight. This should only last for a short time and occurs immediately after using the eye drops.
- Mild eye irritation.

#### **Reporting of side effects**

If you get any side effects, talk to your doctor, pharmacist or nurse. This includes any possible side effects not listed in this leaflet. You can also report side effects directly via the Yellow Card Scheme (Website: [www.mhra.gov.uk/yellowcard](http://www.mhra.gov.uk/yellowcard) or search for MHRA Yellow Card in the Google Play or Apple App Store). By reporting side effects you can help provide more information on the safety of this medicine.

## **5. How to store Eycrom**

Keep this medicine out of the sight and reach of children.

Do not use this medicine after the expiry date which is stated on the bottle label and carton after EXP. The expiry date refers to the last day of that month.

Store below 25°C.

**Eycrom is a sterile solution that does not contain a preservative. Discard 28 days after opening, even if there is solution remaining.**

Do not throw away any medicines via wastewater or household waste. Ask your pharmacist how to throw away medicines you no longer use. These measures will help protect the environment.

## **6. Contents of the pack and other information**

#### **What Eycrom contains**

- The active substance is sodium cromoglicate. Each 1ml of eye drops contains 20mg of sodium cromoglicate (2% w/v).
- The other ingredients are disodium edetate and water for injections.

#### **What Eycrom looks like and contents of the pack**

Eycrom is a clear colourless to pale yellow aqueous solution in a white opaque plastic bottle containing a white Novelia nozzle that is sealed with a white plastic cap.

The following pack sizes are available: 1 x 5ml, 1 x 10ml, 1 x 13.5ml

Not all pack sizes may be marketed.

#### **Marketing Authorisation Holder and Manufacturer:**

##### **Marketing Authorisation Holder**

Aspire Pharma Limited  
Unit 4, Rotherbrook Court  
Bedford Road  
Petersfield  
Hampshire  
GU32 3QG  
United Kingdom

##### **Manufacturer**

Rafarm S.A.  
Agiou Louka Str.  
19002  
Paiania  
Attiki  
Greece

**This leaflet was last revised in 11/2020.**

1010513-P3.1