

Package leaflet: Information for the user

Izamby 60 mg solution for injection in pre-filled syringe denosumab

▼ This medicine is subject to additional monitoring. This will allow quick identification of new safety information. You can help by reporting any side effects you may get. See the end of section 4 for how to report side effects.

Read all of this leaflet carefully before you start using this medicine because it contains important information for you.

- Keep this leaflet. You may need to read it again.
- If you have any further questions, ask your doctor or pharmacist.
- This medicine has been prescribed for you only. Do not pass it on to others. It may harm them, even if their signs of illness are the same as yours.
- If you get any side effects, talk to your doctor or pharmacist. This includes any possible side effects not listed in this leaflet. See section 4.
- Your doctor will give you a patient reminder card, which contains important safety information you need to be aware of before and during your treatment with Izamby.

What is in this leaflet

1. What Izamby is and what it is used for
2. What you need to know before you use Izamby
3. How to use Izamby
4. Possible side effects
5. How to store Izamby
6. Contents of the pack and other information

1. What Izamby is and what it is used for

What Izamby is and how it works

Izamby contains denosumab, a protein (monoclonal antibody) that interferes with the action of another protein, in order to treat bone loss and osteoporosis. Treatment with denosumab makes bone stronger and less likely to break.

Bone is a living tissue and is renewed all the time. Oestrogen helps keep bones healthy. After the menopause, oestrogen level drops which may cause bones to become thin and fragile. This can eventually lead to a condition called osteoporosis. Osteoporosis can also occur in men due to a number of causes including ageing and/or a low level of the male hormone, testosterone. It can also occur in patients receiving glucocorticoids. Many patients with osteoporosis have no symptoms, but they are still at risk of breaking bones, especially in the spine, hips and wrists.

Surgery or medicines that stop the production of oestrogen or testosterone used to treat patients with breast or prostate cancer can also lead to bone loss. The bones become weaker and break more easily.

What Izamby is used for

Izamby is used to treat:

- osteoporosis in women after the menopause (postmenopausal) and men who have an increased risk of fracture (broken bones), reducing the risk of spinal, non-spinal and hip fractures.
- bone loss that results from a reduction in hormone (testosterone) level caused by surgery or treatment with medicines in patients with prostate cancer.

- bone loss that results from long-term treatment with glucocorticoids in patients who have an increased risk of fracture.

2. What you need to know before you use Izamby

Do not use Izamby

- if you have low calcium levels in the blood (hypocalcaemia).
- if you are allergic to denosumab or any of the other ingredients of this medicine (listed in section 6).

Warnings and precautions

Talk to your doctor or pharmacist before using Izamby.

Whilst being treated with Izamby you may develop a skin infection with symptoms such as a swollen, red area of skin, most commonly in the lower leg, that feels hot and tender (cellulitis), and possibly with symptoms of fever. Please tell your doctor immediately if you develop any of these symptoms. You should also take calcium and vitamin D supplements while being on treatment with Izamby. Your doctor will discuss this with you.

You may have low levels of calcium in your blood while receiving Izamby. Please tell your doctor immediately if you notice any of the following symptoms: spasms, twitches, or cramps in your muscle, and/or numbness or tingling in your fingers, toes or around your mouth, and/or seizures, confusion, or loss of consciousness.

Severe low blood calcium levels leading to hospitalisation and even life-threatening reactions have been reported in rare cases. Before each dose and in patients predisposed to hypocalcaemia within two weeks after initial dose, the calcium levels in your blood will therefore be checked (via blood test).

Tell your doctor if you have or have ever had severe kidney problems, kidney failure or have needed dialysis or are taking medicines called glucocorticoids (such as prednisolone or dexamethasone), which may increase your risk of getting low blood calcium if you do not take calcium supplements.

Problems with your mouth, teeth or jaw

A side effect called osteonecrosis of the jaw (ONJ) (bone damage in the jaw) has been reported rarely (may affect up to 1 in 1,000 people) in patients receiving denosumab for osteoporosis. The risk of ONJ increases in patients treated for a long time (may affect up to 1 in 200 people if treated for 10 years). ONJ can also occur after stopping treatment. It is important to try to prevent ONJ developing as it may be a painful condition that can be difficult to treat. In order to reduce the risk of developing ONJ, take the following precautions:

Before receiving treatment, tell your doctor or nurse (healthcare professional) if you:

- have any problems with your mouth or teeth such as poor dental health, gum disease, or a planned tooth extraction.
- don't receive routine dental care or have not had a dental check-up for a long time.
- are a smoker (as this may increase the risk of dental problems).
- have previously been treated with a bisphosphonate (used to treat or prevent bone disorders).
- are taking medicines called corticosteroids (such as prednisolone or dexamethasone).
- have cancer.

Your doctor may ask you to undergo a dental examination before you start treatment with Izamby.

While being treated, you should maintain good oral hygiene and receive routine dental check-ups. If you wear dentures you should make sure these fit properly. If you are under dental treatment or will

undergo dental surgery (e.g. tooth extractions), inform your doctor about your dental treatment and tell your dentist that you are being treated with Izamby.

Contact your doctor and dentist immediately if you experience any problems with your mouth or teeth such as loose teeth, pain or swelling, or non-healing of sores or discharge, as these could be signs of ONJ.

Unusual thigh bone fractures

Some people have developed unusual fractures in their thigh bone while being treated with denosumab. Contact your doctor if you experience new or unusual pain in your hip, groin, or thigh.

Children and adolescents

Izamby should not be used in children and adolescents under 18 years of age.

Other medicines and Izamby

Tell your doctor or pharmacist if you are taking, have recently taken or might take any other medicines. It is especially important that you tell your doctor if you are being treated with another medicine containing denosumab.

You should not take Izamby together with another medicine containing denosumab.

Pregnancy and breast-feeding

Izamby has not been tested in pregnant women. If you are pregnant, think you may be pregnant or are planning to have a baby, ask your doctor for advice before taking this medicine. Izamby is not recommended for use if you are pregnant. Women of child-bearing potential should use effective methods of contraception while being treated with Izamby and for at least 5 months after stopping treatment with Izamby.

If you become pregnant during treatment with Izamby or less than 5 months after stopping treatment with Izamby, please inform your doctor.

It is not known whether Izamby is excreted in breast milk. It is important to tell your doctor if you are breast-feeding or plan to do so. Your doctor will then help you decide whether to stop breast-feeding, or whether to stop taking Izamby, considering the benefit of breast-feeding to the baby and the benefit of Izamby to the mother.

If you are breast-feeding during Izamby treatment, please inform your doctor.

Ask your doctor or pharmacist for advice before taking any medicine.

Driving and using machines

Izamby has no or negligible influence on the ability to drive and use machines.

Izamby contains sorbitol

This medicine contains 46 mg of sorbitol in each mL of solution.

Izamby contains sodium

This medicine contains less than 1 mmol sodium (23 mg) per 60 mg, that is to say essentially 'sodium-free'.

Izamby contains polysorbate

This medicine contains 0.1 mg of polysorbate 20 (E 432) in each syringe which is equivalent to 0.1 mg/mL. Polysorbates may cause allergic reactions. Tell your doctor if you have any known allergies.

3. How to use Izamby

Always use this medicine exactly as your doctor has told you. Check with your doctor if you are not sure.

The recommended dose is one pre-filled syringe of 60 mg administered once every 6 months, as a single injection under the skin (subcutaneous). The best places to inject are the top of your thighs and the abdomen. Your carer can also use the outer area of your upper arm. Please consult your doctor on the date for a potential next injection. Each pack of Izamby contains a reminder card that can be used to keep a record of the next injection date.

You should also take calcium and vitamin D supplements while being on treatment with Izamby. Your doctor will discuss this with you.

Your doctor may decide that it is best for you or a carer to inject Izamby. Your doctor or healthcare provider will show you or your carer how to use Izamby. For instructions on how to inject Izamby, please read the section at the end of this leaflet.

Do not shake.

Before administration, the solution should be inspected. Do not inject the solution if it contains particles, or is cloudy or discoloured.

If you forget to use Izamby

If a dose of Izamby is missed, the injection should be administered as soon as possible. Thereafter, injections should be scheduled every 6 months from the date of the last injection.

If you stop using Izamby

To get the most benefit from your treatment in reducing the risk of fractures, it is important to use Izamby for as long as your doctor prescribes it for you. Do not stop your treatment without contacting your doctor.

4. Possible side effects

Like all medicines, this medicine can cause side effects, although not everybody gets them.

Uncommonly, patients receiving Izamby may develop skin infections (predominantly cellulitis).

Please tell your doctor immediately if you develop any of these symptoms while being on treatment with Izamby: swollen, red area of skin, most commonly in the lower leg, that feels hot and tender, and possibly with symptoms of fever.

Rarely, patients receiving Izamby may develop pain in the mouth and/or jaw, swelling or non-healing of sores in the mouth or jaw, discharge, numbness or a feeling of heaviness in the jaw, or loosening of a tooth. These could be signs of bone damage in the jaw (osteonecrosis). **Tell your doctor and dentist immediately** if you experience such symptoms while being treated with Izamby or after stopping treatment.

Rarely, patients receiving Izamby may have low calcium levels in the blood (hypocalcaemia); severely low blood calcium levels may lead to hospitalisation and may even be life-threatening. Symptoms include spasms, twitches, or cramps in your muscles, and/or numbness or tingling in your fingers, toes or around your mouth and/or seizures, confusion, or loss of consciousness. If any of these apply to you, **tell your doctor immediately**. Low calcium in the blood may also lead to a change in heart rhythm called QT prolongation which is seen by electrocardiogram (ECG).

Rarely unusual fractures of the thigh bone may occur in patients receiving Izamby. **Contact your doctor** if you experience new or unusual pain in your hip, groin or thigh as this may be an early indication of a possible fracture of the thigh bone.

Rarely, allergic reactions may occur in patients receiving Izamby. Symptoms include swelling of the face, lips, tongue, throat or other parts of the body; rash, itching or hives on the skin, wheezing or difficulty breathing. **Please tell your doctor** if you develop any of these symptoms while being treated with Izamby.

Very common side effects (may affect more than 1 in 10 people):

- bone, joint, and/or muscle pain which is sometimes severe,
- arm or leg pain (pain in extremity).

Common side effects (may affect up to 1 in 10 people):

- painful urination, frequent urination, blood in the urine, inability to hold your urine,
- upper respiratory tract infection,
- pain, tingling or numbness that moves down your leg (sciatica),
- constipation,
- abdominal discomfort,
- rash,
- skin condition with itching, redness and/or dryness (eczema),
- hair loss (alopecia).

Uncommon side effects (may affect up to 1 in 100 people):

- fever, vomiting and abdominal pain or discomfort (diverticulitis),
- ear infection,
- rash that may occur on the skin or sores in the mouth (lichenoid drug eruptions).

Very rare side effects (may affect up to 1 in 10,000 people):

- allergic reaction that can damage blood vessels mainly in the skin (e.g. purple or brownish-red spots, hives or skin sores) (hypersensitivity vasculitis).

Not known (frequency cannot be estimated from the available data):

- talk to your doctor if you have ear pain, discharge from the ear and/or an ear infection. These could be signs of bone damage in the ear.

Reporting of side effects

If you get any side effects, talk to your doctor or pharmacist. This includes any possible side effects not listed in this leaflet. You can also report side effects directly via Yellow Card Scheme website: www.mhra.gov.uk/yellowcard or search for MHRA Yellow Card in the Google Play or Apple App Store. By reporting side effects you can help provide more information on the safety of this medicine.

5. How to store Izamby

Keep this medicine out of the sight and reach of children.

Do not use this medicine after the expiry date which is stated on the label and carton after EXP. The expiry date refers to the last day of that month.

Store in a refrigerator (2°C – 8°C).

Do not freeze.

Keep the pre-filled syringe in the outer carton in order to protect from light.

Your pre-filled syringe may be left outside the refrigerator to reach room temperature (up to 25° C) before injection. This will make the injection more comfortable. Once your syringe has been left to reach room temperature (up to 25° C), it must be used within 30 days.

Do not throw away any medicines via wastewater or household waste. Ask your pharmacist how to throw away medicines you no longer use. These measures will help protect the environment.

6. Contents of the pack and other information

What Izamby contains

- The active substance is denosumab. Each 1 mL pre-filled syringe contains 60 mg of denosumab (60 mg/mL).
- The other ingredients are acetic acid, glacial, sodium hydroxide, sorbitol (E420), polysorbate 20 and water for injections

What Izamby looks like and contents of the pack

Izamby is a colourless to yellowish solution for injection provided in a ready to use pre-filled syringe.

Each pack contains one pre-filled syringe with a needle guard.

Marketing Authorisation Holder

Mabxience Research SL
C/ Manuel Pombo Angulo 28
28050 Madrid
Spain

Manufacturer

GH GENHELIX S.A.
Parque Tecnológico de León
Edificio GENHELIX
C/Julia Morros, s/n
Armunia, 24009 León, Spain

This leaflet was last revised in 07/2025.

Detailed information on this medicine is available on the website of www.mhra.gov.uk.

Instructions for Use

Read these instructions before you start using Izamby pre-filled syringes with needle guard and each time you get a new package. There may be new information. You should also talk to your healthcare professional about your medical condition or your treatment.

Keep this Instructions for Use so you can read them again if necessary.

IMPORTANT INFORMATION

Important information you need to know before injecting Izamby:

- It is important that you do not try to give yourself the injection unless you have received training on the right way to inject Izamby from your doctor or healthcare professional.
- Izamby is for subcutaneous injection only (inject directly under the skin).
- **Do not** open the outer box until you are ready to use this medicine.
- **Do not** remove the needle cap from the pre-filled syringe until you are ready to inject.
- **Do not** use the pre-filled syringe if it has been dropped on a hard surface. Use a new pre-filled syringe and call your doctor or healthcare professional.
- **Do not** attempt to activate the pre-filled syringe prior to injection.
- **Do not** attempt to remove the needle guard from the pre-filled syringe.

Call your doctor or healthcare professional if you or your caregiver have any questions about the right way to inject Izamby.

Figure 1 shows what the pre-filled syringe with needle guard looks like before (a) and after (b) use.

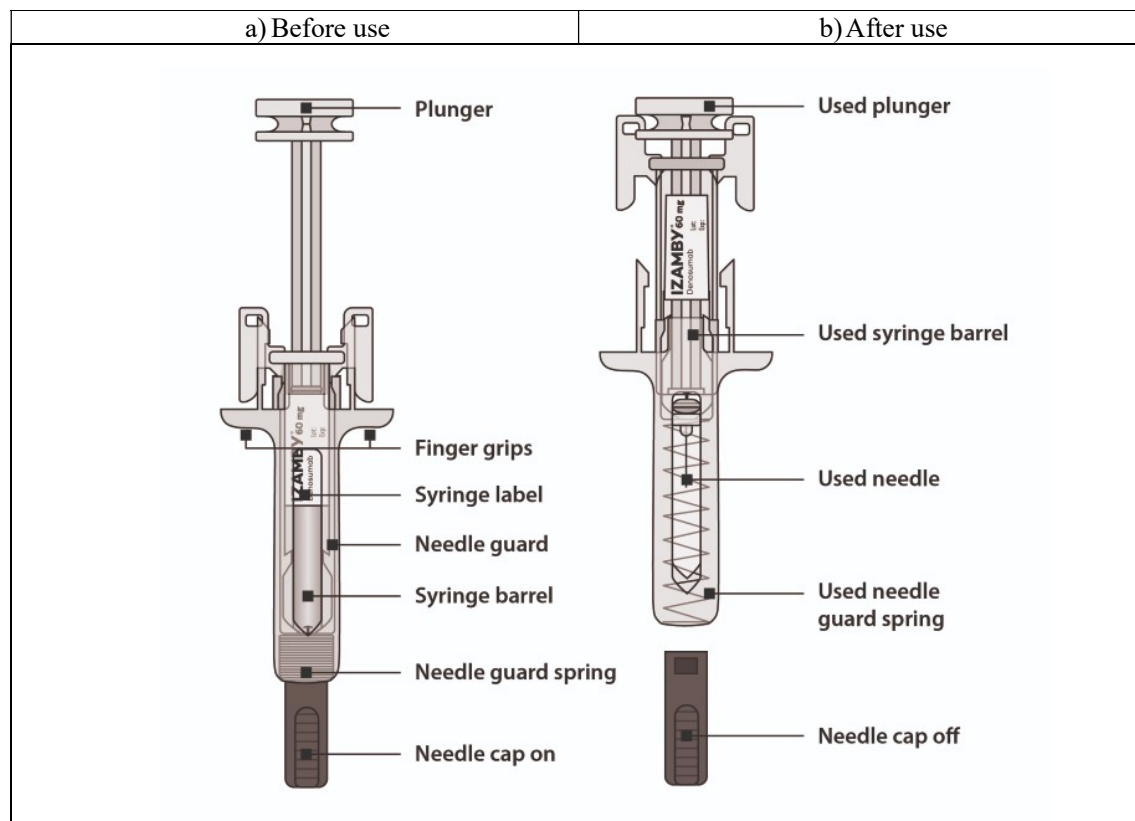


Figure 1

1. Prepare to Inject Izamby

Gather supplies

- On a clean, well-lit work surface, gather the supplies needed for your injection:
 - Izamby carton with pre-filled syringe
 - Alcohol wipes
 - Cotton ball or gauze pad
 - Plaster
 - Sharps disposal container

Acclimate to room temperature

- For a more comfortable injection, leave the carton with pre-filled syringe inside at room temperature for about 30 minutes before injecting (**Figure A**).
 - **Do not** try to warm the pre-filled syringe by using a heat source such as hot water or microwave.
 - **Do not** leave the pre-filled syringe exposed to direct sunlight.
 - **Do not** shake the pre-filled syringe.
 - **Keep the pre-filled syringe out of the sight and reach of children.**

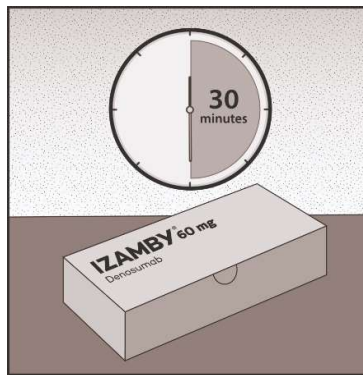


Figure A

Wash hands

- Wash your hands thoroughly with soap and water (**Figure B**).

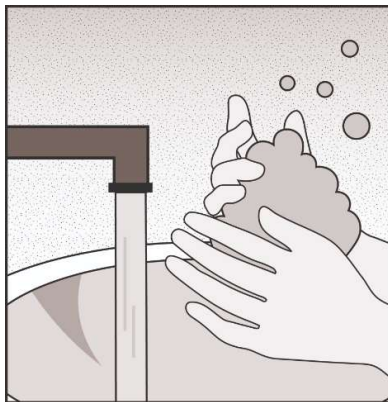


Figure B

Remove the pre-filled syringe from the carton

- Open the carton.
- Grab the pre-filled syringe by the body (**Figure C**).
- Lift the syringe straight out of the carton.
- Put the syringe on a clean and flat work surface.

For safety reasons:

- **Do not** grasp the plunger.
- **Do not** grasp the needle cap.

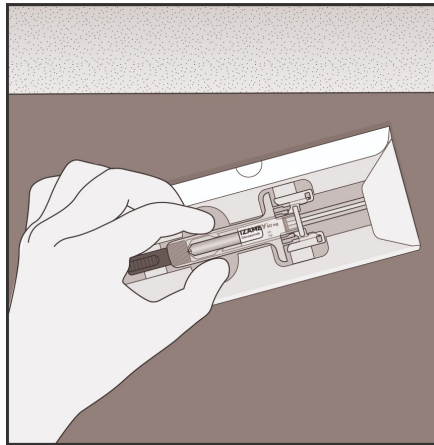


Figure C

Check medicine and pre-filled syringe

- Check the product name “Izamby” is printed on the label (**Figure D**).
- Check the expiry date printed on the label (**Figure D**).
- Check the medicine to be a clear, colorless to slightly yellow solution (**Figure D**).
- Check the pre-filled syringe for any damage.

Do not use the pre-filled syringe if:

- The medicine is cloudy or there are particles in it.
- Any part appears cracked or broken.
- The needle cap is missing or not securely attached.
- The expiry date printed on the label has passed the last day of the month shown.

In all cases included above, call your doctor or healthcare professional.

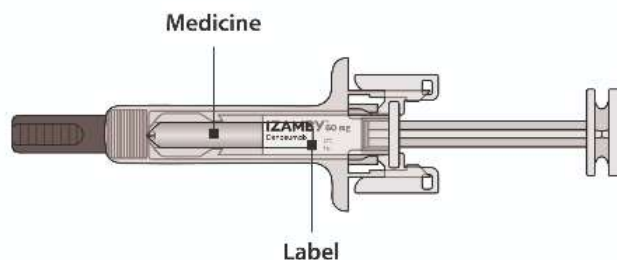


Figure D

2. Get Ready

Prepare injection site

- Select your injection site (**Figure E**):
You can use:
 - Upper part of your thigh.
 - Belly, except for a 5 cm area right around your belly button.

- Outer area of upper arm (only if someone else is giving you the injection).
- **Do not** inject into areas where the skin is tender, bruised, red, or hard. Avoid injecting into areas with scars or stretch marks.

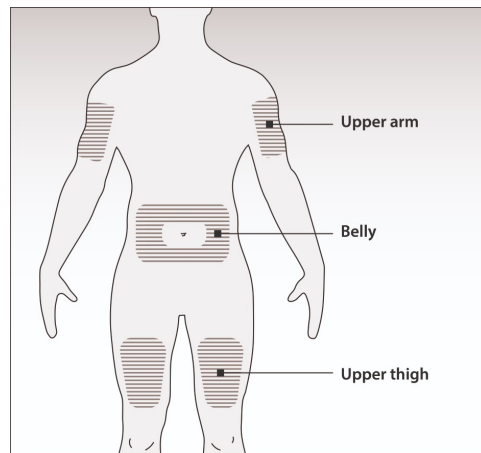


Figure E

Clean injection site

- Clean the injection site with an alcohol wipe (**Figure F**).
- Let the skin dry.
- **Do not** touch the injection site before injecting.

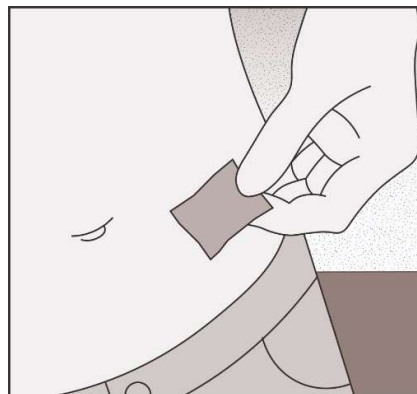


Figure F

Remove needle cap

- Carefully pull the needle cap straight off and away from your body (**Figure G**).
- Throw away the needle cap.
- **Do not** attempt to re-cap the needle.

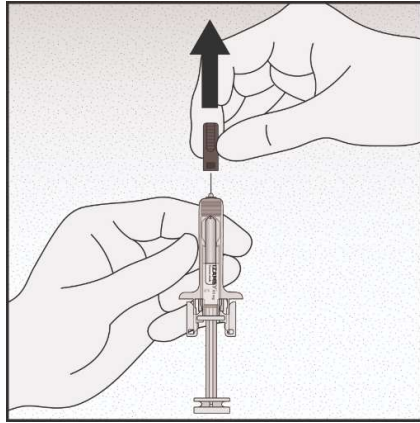


Figure G

3. Inject Izamby

Insert the needle

- Pinch your injection site to create a firm surface (**Figure H**).
- **Do not** touch the cleaned area of the skin.
Note: It is important to keep the skin pinched when injecting.
- Insert the needle at 45 to 90-degree angle into the pinched skin (**Figure I**).

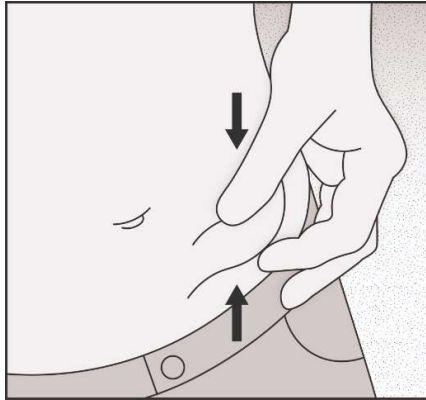


Figure H

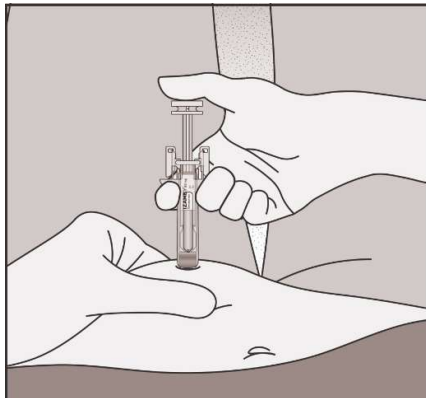


Figure I

Inject Izamby

- Slowly push the plunger all the way in until all the liquid is injected, and the syringe is empty (**Figure J**).

Note: The plunger must be pushed all the way down to be sure the full dose has been injected and the needle guard will activate.

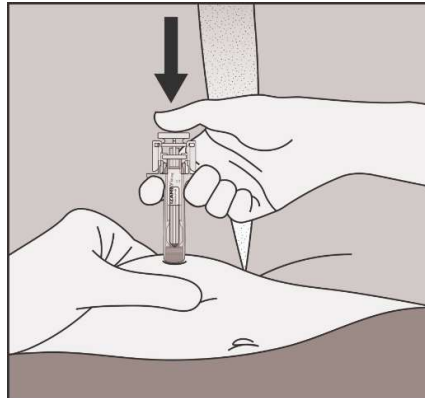


Figure J

Release your thumb

- Take your thumb off the plunger to allow the needle guard to cover the needle (**Figure K**).
- Then lift the syringe off the skin (**Figure L**).
- Release the pinched skin.

Call your doctor or healthcare professional right away if:

- You did not inject the full dose or
- The needle guard does not activate after injecting.

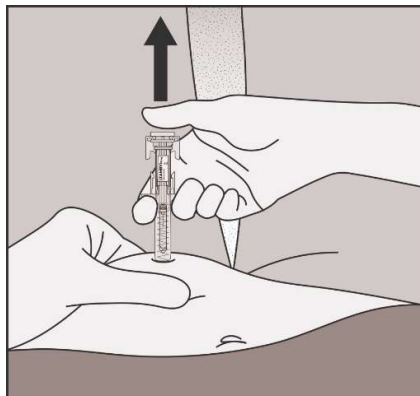


Figure K

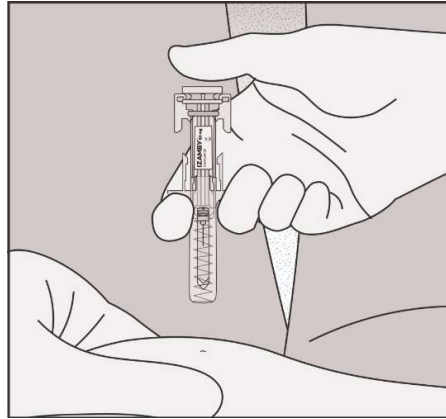


Figure L

4. Dispose of Izamby

Dispose of the syringe

- Discard the used pre-filled syringe and other supplies in a sharps disposal container (**Figure M**).
Note: Medicines should be disposed of in accordance with local requirements. Ask your doctor or healthcare professional how to dispose of medicines no longer required. These measures will help to protect the environment.
- **Do not** put the needle cap back on used pre-filled syringes.
- **Do not** reuse the pre-filled syringe even if all of the medicine was not injected.
- **Do not** recycle pre-filled syringes or throw them into household waste.
- **Keep the syringe and sharps disposal container out of the sight and reach of children.**

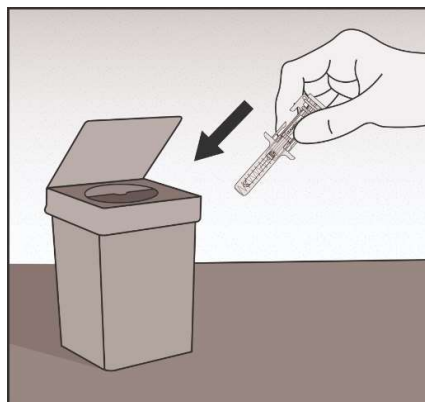


Figure M

Examine the injection site

- If there is blood, press a cotton ball or gauze pad on your injection site.
- **Do not** rub the injection site. Apply a plaster if needed.

Record date of next injection

- Record the date of your next injection on the reminder card included in the pack (**Figure N**).

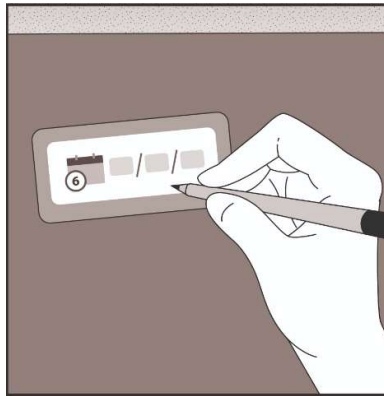


Figure N