

[GSK Logo]

## Package leaflet: Information for the user

# **AUGMENTIN 250/62 Suspension co-amoxiclav (amoxicillin and clavulanic acid)**

**Read all of this leaflet carefully before you start giving your child this medicine because it contains important information for them.**

- Keep this leaflet. You may need to read it again.
- If you have any further questions, ask your doctor, pharmacist or nurse.
- This medicine is usually prescribed for a baby or child. Do not pass it on to others. It may harm them, even if their signs of illness are the same as your child's.
- If your child gets any side effects, talk to their doctor, pharmacist or nurse. This includes any possible side effects not listed in this leaflet. See section 4.

### **What is in this leaflet**

- 1 What Augmentin is and what it is used for
- 2 What you need to know before you give Augmentin
- 3 How to give Augmentin
- 4 Possible side effects
- 5 How to store Augmentin
- 6 Contents of the pack and other information

## **1 What Augmentin is and what it is used for**

Augmentin is an antibiotic and works by killing bacteria that cause infections. It contains two different medicines called amoxicillin and clavulanic acid. Amoxicillin belongs to a group of medicines called "penicillins" that can sometimes be stopped from working (made inactive). The other active component (clavulanic acid) stops this from happening.

Augmentin is used in babies and children to treat the following infections:

- middle ear and sinus infections
- respiratory tract infections
- urinary tract infections
- skin and soft tissue infections including dental infections
- bone and joint infections.

## **2 What you need to know before you give Augmentin**

### **Do not give your child Augmentin:**

- if they are allergic to amoxicillin, clavulanic acid, penicillin or any of the other ingredients of this medicine (listed in section 6).
- if they have ever had a severe allergic reaction to any other antibiotic. This can include a skin rash or swelling of the face or throat.
- if they have ever had liver problems or jaundice (yellowing of the skin) when taking an antibiotic.

→ **Do not give Augmentin to your child if any of the above apply to your child.** If you are not sure, talk to their doctor or pharmacist before giving Augmentin.

### **Warnings and precautions**

Check with their doctor, pharmacist or nurse before giving your child Augmentin if they:

- have glandular fever
- are being treated for liver or kidney problems
- are not passing water regularly.

If you are not sure if any of the above apply to your child, talk to their doctor or pharmacist before giving Augmentin.

In some cases, your doctor may investigate the type of bacteria that is causing your child's infection. Depending on the results, your child may be given a different strength of Augmentin or a different medicine.

### **Conditions you need to look out for**

Augmentin can make some existing conditions worse, or cause serious side effects. These include allergic reactions, convulsions (fits), chest pain and inflammation of the large intestine. You must look out for certain symptoms while your child is taking Augmentin, to reduce the risk of any problems. See '*Conditions you need to look out for*' in **Section 4**.

### **Blood and urine tests**

If your child is having blood tests (such as red blood cell status tests or liver function tests) or urine tests (for glucose), let the doctor or nurse know that they are taking Augmentin. This is because Augmentin can affect the results of these types of tests.

### **Other medicines and Augmentin**

Tell your doctor or pharmacist if your child is taking, has recently taken or might take any other medicines.

If your child is taking allopurinol (used for gout) with Augmentin, it may be more likely that they will have an allergic skin reaction.

If your child is taking probenecid (used for gout), your doctor may decide to adjust the dose of Augmentin.

If medicines to help stop blood clots (such as warfarin) are taken with Augmentin then extra blood tests may be needed.

Augmentin can affect how methotrexate (a medicine used to treat cancer or rheumatic diseases) works.

Augmentin can affect how mycophenolate mofetil (a medicine used to prevent the rejection of transplanted organs) works.

### **Pregnancy, breast-feeding and fertility**

If your child who is about to take this medicine is pregnant or breast-feeding, thinks they may be pregnant or are planning to have a baby, ask their doctor or pharmacist for advice before taking this medicine.

### **Driving and using machines**

Augmentin can have side effects and the symptoms may make you unfit to drive. Do not drive or operate machinery unless you are feeling well.

### **Augmentin contains aspartame, benzyl alcohol and maltodextrin:**

- This medicine contains 2.5 mg aspartame in each ml. Aspartame is a source of phenylalanine. It may be harmful for children born with phenylketonuria (PKU), a rare genetic disorder in which phenylalanine builds up because the body cannot remove it properly.
- Augmentin contains traces of benzyl alcohol. Benzyl alcohol may cause allergic reactions.
- Augmentin contains maltodextrin (glucose). If you have been told by your doctor that your child has an intolerance to some sugars, contact your doctor before taking this medicine.

## **3 How to give Augmentin**

Always give this medicine exactly as your doctor or pharmacist has told you. Check with your doctor or pharmacist if you are not sure.

### **Adults and children weighing 40 kg or over**

- This suspension is not usually recommended for adults and children weighing 40 kg and over. Ask your doctor or pharmacist for advice.

### **Children weighing less than 40 kg**

All doses are worked out depending on the child's bodyweight in kilograms.

- Your doctor will advise you how much Augmentin you should give to your baby or child.
- You may be provided with a plastic measuring spoon or plastic measuring cup or dosing syringe. Instructions on how to use the dosing syringe are provided at the end of this leaflet. You should use this to give the correct dose to your baby or child.
- Recommended dose – 20 mg/5 mg/kg/day (0.4 ml of suspension/kg/day) to 60 mg/15 mg/kg/day (1.2 ml of suspension/kg/day) given in three divided doses.

### **Patients with kidney and liver problems**

- If your child has kidney problems the dose might be lowered. A different strength or a different medicine may be chosen by your doctor.
- If your child has liver problems they may have more frequent blood tests to see how their liver is working.

### **How to give Augmentin**

- Always shake the bottle well before each dose
- Give with a meal
- Space the doses evenly during the day, at least 4 hours apart. Do not take 2 doses in 1 hour.
- Do not give your child Augmentin for more than 2 weeks. If your child still feels unwell they should go back to see the doctor.

### **If you give more Augmentin than you should**

If you give your child too much Augmentin, signs might include an upset stomach (feeling sick, being sick or diarrhoea) or convulsions. Talk to their doctor as soon as possible. Take the medicine bottle to show the doctor.

### **If you forget to give Augmentin**

If you forget to give your child a dose, give it as soon as you remember. You should not give your child the next dose too soon, but wait about 4 hours before giving the next dose. Do not take a double dose to make up for a forgotten dose.

### **If your child stops taking Augmentin**

Keep giving your child Augmentin until the treatment is finished, even if they feel better. Your child needs every dose to help fight the infection. If some bacteria survive they can cause the infection to come back.

If you have any further questions on the use of this medicine, ask your doctor, pharmacist or nurse.

## **4 Possible side effects**

Like all medicines, this medicine can cause side effects, although not everybody gets them. The side effects below may happen with this medicine.

### **Conditions you need to look out for**

#### **Allergic reactions:**

- skin rash
- inflammation of blood vessels (*vasculitis*) which may be visible as red or purple raised spots on the skin, but can affect other parts of the body
- fever, joint pain, swollen glands in the neck, armpit or groin
- swelling, sometimes of the face or throat (*angioedema*), causing difficulty in breathing
- collapse
- chest pain in the context of allergic reactions, which may be a symptom of allergy triggered cardiac infarction (*Kounis syndrome*).

→ **Contact a doctor immediately** if your child gets any of these symptoms. **Stop taking Augmentin.**

#### **Inflammation of large intestine**

Inflammation of the large intestine, causing watery diarrhoea usually with blood and mucus, stomach pain and/or fever.

#### **Drug-induced enterocolitis syndrome (DIES)**

DIES has been reported mainly in children receiving amoxicillin/clavulanic acid. It is a certain kind of allergic reaction with the leading symptom of repetitive vomiting (1-4 hours after drug administration). Further symptoms could comprise abdominal pain, lethargy, diarrhoea and low blood pressure.

#### **Acute inflammation of the pancreas (acute pancreatitis)**

If you have severe and on-going pain in the stomach area this could be a sign of acute pancreatitis.

→ **Contact your doctor as soon as possible** for advice if your child gets these symptoms.

### **Very common side effects**

These may affect more than 1 in 10 people

- diarrhoea (in adults).

### **Common side effects**

These may affect up to 1 in 10 people

- thrush (*candida* - a yeast infection of the vagina, mouth or skin folds)
- feeling sick (nausea), especially when taking high doses  
→ if affected give Augmentin with a meal
- vomiting
- diarrhoea (in children).

### **Uncommon side effects**

These may affect up to 1 in 100 people

- skin rash, itching
- raised itchy rash (*hives*)
- indigestion
- dizziness
- headache.

Uncommon side effects that may show up in blood tests:

- increase in some substances (*enzymes*) produced by the liver.

### **Rare side effects**

These may affect up to 1 in 1000 people

- skin rash, which may blister, and looks like small targets (central dark spots surrounded by a paler area, with a dark ring around the edge - *erythema multiforme*)
- if you notice any of these symptoms contact a doctor urgently.

Rare side effects that may show up in blood tests:

- low number of cells involved in blood clotting
- low number of white blood cells.

### **Frequency not known**

Frequency cannot be estimated from the available data.

- Allergic reactions (see above)
- Inflammation of the large intestine (see above)
- Inflammation of the membranes that surround the brain and spinal cord (*aseptic meningitis*)
- Serious skin reactions:
  - a widespread rash with blisters and peeling skin, particularly around the mouth, nose, eyes and genitals (*Stevens-Johnson syndrome*), and a more severe form, causing extensive peeling of the skin (more than 30% of the body surface - *toxic epidermal necrolysis*)

- widespread red skin rash with small pus-containing blisters (*bullous exfoliative dermatitis*)
- a red, scaly rash with bumps under the skin and blisters (*exanthemous pustulosis*)
- flu-like symptoms with a rash, fever, swollen glands, and abnormal blood test results (including increased white blood cells (eosinophilia) and liver enzymes) (Drug Reaction with Eosinophilia and Systemic Symptoms (DRESS)).

→ **Contact a doctor immediately if your child gets any of these symptoms.**

- rash with blisters arranged in a circle with central crusting or like a string of pearls (*linear IgA disease*)
- inflammation of the liver (*hepatitis*)
- jaundice, caused by increases in the blood of bilirubin (a substance produced in the liver) which may make your child's skin and whites of the eyes appear yellow
- inflammation of tubes in the kidney
- blood takes longer to clot
- hyperactivity
- convulsions (in people taking high doses of Augmentin or who have kidney problems)
- black tongue which looks hairy
- stained teeth (in children), usually removed by brushing.

Side effects that may show up in blood or urine tests:

- severe reduction in the number of white blood cells
- low number of red blood cells (*haemolytic anaemia*)
- crystals in urine leading to acute kidney injury.

### **Reporting of side effects**

If you get any side effects, talk to your doctor or pharmacist. This includes any possible side effects not listed in this leaflet. You can also report side effects directly via the Yellow Card Scheme at:

[www.mhra.gov.uk/yellowcard](http://www.mhra.gov.uk/yellowcard) or by searching for MHRA Yellow Card in the Google Play or Apple App Store.

By reporting side effects you can help provide more information on the safety of this medicine.

## **5 How to store Augmentin**

Keep this medicine out of the sight and reach of children.

### **Dry powder**

Store in the original package in order to protect from moisture.

Do not store above 25°C.

Do not use this medicine after the expiry date (EXP) which is stated on the carton. The expiry date refers to the last day of that month.

### **Liquid suspension**

Store in a refrigerator (2°C - 8°C).

Do not freeze.

Once made up, the suspension should be used within 7 days.

Do not throw away any medicines via wastewater or household waste. Ask your pharmacist how to throw away medicines you no longer use. These measures will help to protect the environment.

## 6 Contents of the pack and other information

### What Augmentin contains

- The active substances are amoxicillin and clavulanic acid. Each ml of suspension contains amoxicillin trihydrate equivalent to 50 mg amoxicillin and potassium clavulanate equivalent to 12.5 mg of clavulanic acid.
- The other ingredients are aspartame (E951), xanthan gum, silicon dioxide, colloidal anhydrous silica, succinic acid, hypromellose, orange dry flavour 1\* (including benzyl alcohol), orange dry flavour 2\*, raspberry dry flavour\* and golden syrup dry flavour\* (\*also includes maltodextrin) .
- See section 2 for further important information about aspartame, benzyl alcohol and maltodextrin in Augmentin.

### What Augmentin looks like and contents of the pack

Augmentin 250/62 Suspension is a white to off-white powder supplied in a clear glass bottle. Once made up, the bottle contains 100 ml of a white to tan liquid mixture called a suspension.

### Marketing Authorisation Holder and Manufacturer

Marketing Authorisation Holder: Beecham Group plc, 980 Great West Road, Brentford, Middlesex, TW8 9GS

Manufacturer: Glaxo Wellcome Production, ZI de la Peyennière, 53100 MAYENNE, France

### Other formats:

To listen to or request a copy of this leaflet in Braille, large print or audio please call, free of charge:

0800 198 5000 (UK Only)

Please be ready to give the following information:

**Product name**      **Augmentin 250/62 Suspension**

Reference number    00038/0337

This is a service provided by the Royal National Institute of Blind People.

**This leaflet was last revised in February 2024.**

Trade marks are owned by or licensed to the GSK group of companies.

© 2024 GSK group of companies or its licensor.

### Advice/medical education

Antibiotics are used to treat infections caused by bacteria. They have no effect against infections caused by viruses.

Sometimes an infection caused by bacteria does not respond to a course of an antibiotic. One of the commonest reasons for this to occur is because the bacteria causing the infection are resistant to the antibiotic that is being taken. This means that they can survive and even multiply despite the antibiotic.

Bacteria can become resistant to antibiotics for many reasons. Using antibiotics carefully can help to reduce the chance of bacteria becoming resistant to them.

When your doctor prescribes a course of an antibiotic it is intended to treat only your current illness. Paying attention to the following advice will help prevent the emergence of resistant bacteria that could stop the antibiotic working.

1. It is very important that you take the antibiotic at the right dose, at the right times and for the right number of days. Read the instructions on the label and if you do not understand anything ask your doctor or pharmacist to explain.
2. You should not take an antibiotic unless it has been prescribed specifically for you and you should use it only to treat the infection for which it was prescribed.
3. You should not take antibiotics that have been prescribed for other people even if they had an infection that was similar to yours.
4. You should not give antibiotics that were prescribed for you to other people.
5. If you have any antibiotic left over when you have taken the course as directed by your doctor you should take the remainder to a pharmacy for appropriate disposal.

### **Instructions for reconstitution**

Remove cap and check foil-backed bottle seal is intact before using. Shake bottle to loosen powder and remove foil-backed seal. Add volume of water (as indicated below), close, invert and shake well.

Alternatively, shake bottle to loosen powder then fill the bottle with water to just below the line on the label. Close, invert and shake well, then top up with water exactly to the line. Close, invert and again shake well.

<u>Strength</u>	<u>Volume of water to be added at reconstitution (ml)</u>	<u>Final volume of reconstituted oral suspension (ml)</u>
250 mg/62.5 mg/5 ml	90	100

Shake the bottle well before each dose.

### **Instructions for using the syringe**

#### **A syringe is supplied to administer Augmentin**

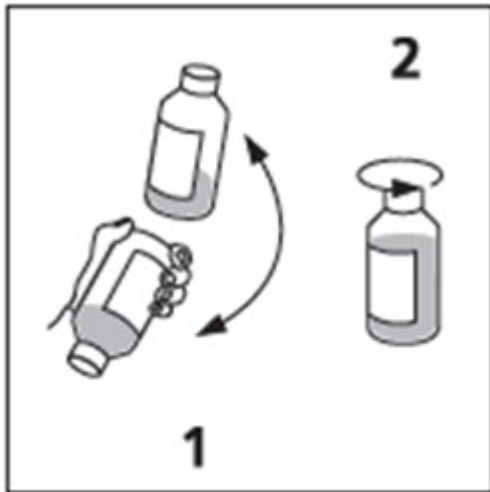
The syringe is only for use with Augmentin and must not be used to administer any other medicines, because the markings are specific to this product. The syringe is supplied with an adaptor which allows it to attach to the bottle.



The dose is indicated on the oral dosing syringe in millilitres (ml). You should give your child the dose recommended by their doctor.

Check cleanliness of syringe and adaptor before use, rinse with clean water if required.

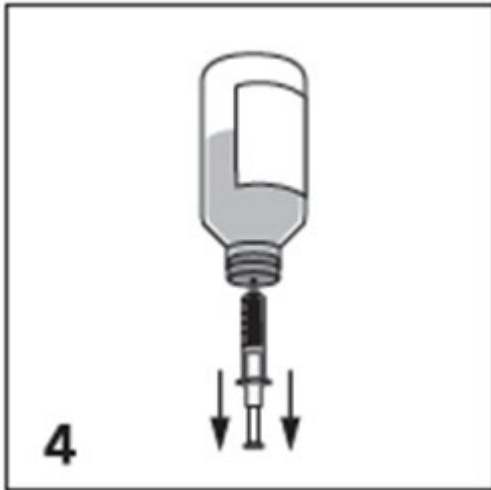
1. Shake the bottle well before each dose.
2. Remove the bottle cap.



3. Remove adaptor from syringe. Hold the bottle firmly and insert the adaptor into the neck of the bottle (the adaptor should remain in place). Insert the syringe into the adaptor ensuring it is secure.



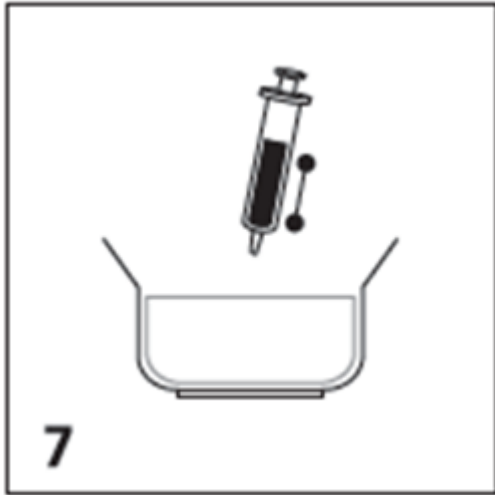
4. Invert bottle holding the syringe in place and withdraw the required dose as indicated by your doctor.



5. Place bottle upright and remove syringe.
6. To give the dose, carefully put the tip of the syringe into the mouth and slowly push down on the plunger of the syringe (repeat steps 4, 5 and 6 if more than one syringe is needed to deliver the dose).



7. Rinse syringe thoroughly in clean water. Allow the syringe to dry completely before next use.



8. Replace the bottle cap.



Store in a refrigerator and always shake before use.  
Once made up, the suspension should be used within 7 days.