



## PATIENT INFORMATION LEAFLET



# Driclor

SOLUTION

aluminium chloride hexahydrate, 20%

### Read all of this leaflet carefully because it contains important information for you.

This medicine is available without prescription. However, you still need to use Driclor carefully to get the best results from it.

- Keep this leaflet. You may need to read it again.
- Ask your pharmacist if you need more information or advice.
- If you notice any side effects not listed in this leaflet, tell your doctor or pharmacist.

#### In this leaflet:

1. What Driclor is and what it is used for
2. Before you use Driclor
3. How to use Driclor
4. Possible side effects
5. How to store Driclor
6. Further information

### 1. What Driclor is and what it is used for

Driclor Solution (called Driclor in this leaflet) contains a medicine called aluminium chloride. This works as a strong anti-perspirant.

Driclor is used to treat very heavy sweating (perspiration) of the armpits, hands and the feet.

Everyone sweats (perspires) to some extent, especially when it is hot, but some people sweat and become wet and sticky even under normal conditions. Embarrassment, stress and tension can make this problem worse.

### 2. Before you use Driclor

#### Do not use Driclor if:


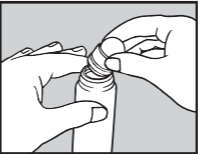

- you are allergic to aluminium chloride or any of the other ingredients (listed in Section 6).

Try not to get Driclor on breasts whilst breast-feeding, and take special care to wash-off any traces before you begin feeding.

### 3. How to use Driclor

If this medicine is from your pharmacist or doctor, follow their instructions. Otherwise, follow the instructions below. If you do not understand the instructions or are not sure, ask your doctor or pharmacist.

#### How to assemble Driclor Solution

1.  Place the bottle on a flat surface. Unscrew the cap carefully. Throw the cap away.
2.  Put the roller ball into the neck of the bottle. Gently push down.
3.  Screw on the larger cap firmly. This will secure the roller ball.

#### How much Driclor to use

- Ensure the area to be treated is completely dry before use to avoid skin burning and irritation.
- When you first start using Driclor, you should use it once a day, last thing at night just before you go to bed. This is because your sweat glands are least active at this time. This should stop you sweating during the day.
- When sweating has stopped during the day, you may be able to cut down to using Driclor twice a week or less.

6200000024863

**How to apply Driclor**

1. Make sure that your skin is completely dry.
2. Apply Driclor only to the affected areas of your armpits, hands or feet by using the roll on applicator (like you would use a normal roll on anti-perspirant).
3. Only use Driclor on your skin. Avoid getting Driclor in your eyes, lips or mouth.
4. Wash the Driclor off in the morning and do not re-apply.
5. You can continue using your normal deodorant as usual. Driclor is not a deodorant and does not contain any perfume.

**What else you need to know when applying Driclor**

- Avoid contact with eyes, nostrils or mouth. In case of accidental contact with the eyes or other sensitive areas, rinse well with water.
- Driclor should not be used on areas treated with hair removal products (within 12 hours before or after application), or used on skin that has been shaved (within 12 hours) or on skin which is broken or irritated.
- Driclor can stain clothes so let it dry before you put on any clothes, and avoid contact with jewellery and metal surfaces to avoid staining.

**If you forget to use Driclor**

- Do not use a double dose to make up for a forgotten dose.
- Apply the next dose as usual.

**4. Possible side effects**

Like all medicines, Driclor can cause side effects, although not everybody gets them. The following may happen with this medicine:

- application site stinging, irritation, itching, swelling, burning sensation, pain, rash and redness of the skin.

You can reduce the chances of stinging and irritation by making sure that:

- you dry your skin carefully before you apply Driclor
- you do not put Driclor on any irritated or sensitive areas of your skin (such as cuts or grazes)
- if you shave under your arms, try to do so in the morning or at different times to applying Driclor.

If this troubles you, stop using Driclor for a while to see if this helps.

**Reporting of side effects**

If you get any side effects, talk to your doctor, pharmacist or nurse. This includes any possible side effects not listed in this leaflet. You can also report side effects directly via the Yellow Card Scheme at: [www.mhra.gov.uk/yellowcard](http://www.mhra.gov.uk/yellowcard). By reporting side effects you can help provide more information on the safety of this medicine.

**5. How to store Driclor**

- Keep out of the sight and reach of children.
- Do not use Driclor after the expiry date which is printed on the bottle and carton after Exp.
- Store upright in a cool place below 25°C.
- Inflammable. Keep away from naked flame.

**6. Further information****What Driclor contains:**

- The active ingredient is aluminium chloride hexahydrate (20% w/w or 185mg/ml).
- The other ingredients are ethyl alcohol and purified water.

**What Driclor looks like**

Driclor is a clear liquid and comes in a 60ml bottle.

**Marketing Authorisation Holder and Manufacturer**

Marketing Authorisation Holder:  
Stiefel, 980 Great West Road, Brentford,  
Middlesex, TW8 9GS, U.K.

PL 44673/0036

Manufacturer:  
Stiefel Laboratories (Ireland) Ltd.  
Finisklin Business Park  
Sligo, Ireland

**Other formats**

To listen to or request a copy of this leaflet in Braille, large print or audio please call, free of charge:

0800 198 5000 (UK Only)

Please be ready to give the following information:

**Product name: Driclor Solution**  
Reference number: PL 44673/0036

This is a service provided by the Royal National Institute of Blind People.

**Date of preparation**

May 2018

620000  
0024863