

## Package leaflet: Information for the user

### **Priorix<sup>®</sup>, powder and solvent for solution for injection in a pre-filled syringe Measles, Mumps and Rubella vaccine (live)**

**Read all of this leaflet carefully before you receive this vaccine because it contains important information for you.**

- Keep this leaflet. You may need to read it again.
- If you have any further questions, ask your doctor or pharmacist.
- This vaccine has been prescribed for you only. Do not pass it on to others.
- If you get any side effects, talk to your doctor or pharmacist. This includes any possible side effects not listed in this leaflet. See section 4.

This leaflet has been written assuming the person receiving the vaccine is reading it, but it can be given to adults and children so you may be reading it for your child.

#### **What is in this leaflet:**

1. What Priorix is and what it is used for
2. What you need to know before you receive Priorix
3. How Priorix is given
4. Possible side effects
5. How to store Priorix
6. Contents of the pack and other information

## **1 What Priorix is and what it is used for**

Priorix is a vaccine for use in children from 9 months up, adolescents and adults to protect them against illnesses caused by measles, mumps and rubella viruses.

#### **How Priorix works**

When a person is vaccinated with Priorix, the immune system (the body's natural defence system) will make antibodies to protect the person from being infected by measles, mumps and rubella viruses.

Although Priorix contains live viruses, they are too weak to cause measles, mumps or rubella in healthy people.

## **2 What you need to know before you receive Priorix**

#### **Priorix should not be given if**

- you are allergic against any of the components of this vaccine (listed in section 6). Signs of an allergic reaction may include itchy skin rash, shortness of breath and swelling of the face or tongue;
- you are known to be allergic to neomycin (an antibiotic agent). A known contact dermatitis (skin rash when the skin is in direct contact with allergens such as neomycin) should not be a problem but talk to your doctor first;
- you have a severe infection with a high temperature. In these cases, the vaccination will be postponed until recovery. A minor infection such as a cold should not be a problem, but talk to your doctor first;
- you have any illness (such as Human Immunodeficiency Virus (HIV) or Acquired Immunodeficiency Syndrome (AIDS)) or take any medicine that weakens the immune system. Whether you receive the vaccine will depend upon the level of your immune defences;
- you are pregnant. In addition, pregnancy should be avoided for 1 month following vaccination.

## **Warnings and precautions**

Talk to your doctor or pharmacist before you receive Priorix if:

- you have disorders of the central nervous system, a history of convulsion accompanying high fever or family history of convulsions. In case of high fever following vaccination please consult your doctor promptly;
- you have ever had a severe allergic reaction to egg protein;
- you have had a side effect after vaccination against measles, mumps or rubella that involved easy bruising or bleeding for longer than usual (see section 4);
- you have weakened immune system (e.g. such as HIV infection). You should be closely monitored as the responses to the vaccines may not be sufficient to ensure a protection against the illness (see section 2 "Priorix should not be given if").

Fainting can occur (mostly in adolescents) following, or even before, any needle injection. Therefore tell the doctor or nurse if you fainted with a previous injection.

If you are vaccinated within 72 hours after contact with someone with measles, Priorix will to some extent protect you against the disease.

### *Children below 12 months of age*

Children vaccinated in their first year of life may not be fully protected. Your doctor will advise if additional doses of vaccine are needed.

As with all vaccines, Priorix may not fully protect all people who are vaccinated.

## **Other medicines and Priorix**

Tell your doctor if you are taking, have recently taken or might take any other medicines (or other vaccines).

Priorix may be given at the same time you receive other recommended vaccinations such as diphtheria, tetanus, pertussis, *Haemophilus influenzae* type b, oral or inactivated polio, hepatitis A and B, meningococcal serogroup C conjugate vaccines, varicella as well as 10-valent pneumococcal conjugate vaccine.

The injections should be given at separate injection sites. Your doctor will advise you.

If not given at the same time, an interval of at least one month is recommended between administration of Priorix and other live attenuated vaccines.

Your doctor may delay vaccination for at least 3 months if you have received a blood transfusion or human antibodies (immunoglobulins).

If a tuberculin test is to be performed, it should be done either any time before, simultaneously with, or 6 weeks after vaccination with Priorix.

## **Pregnancy, breast-feeding and fertility**

Priorix should not be administered to pregnant women.

If you are pregnant or breast-feeding, think you may be pregnant or are planning to have a baby, ask your doctor or pharmacist for advice before the vaccination is given. Also, it is important that you do not become pregnant within one month after having the vaccine. During this time you should use an effective method of birth control to avoid pregnancy.

In case of inadvertent vaccination of pregnant women with Priorix, this should not be a reason for termination of pregnancy.

**Priorix contains sorbitol.**

If you have been told by your doctor that you have an intolerance to some sugars, contact your doctor before receiving this vaccine.

### 3 How Priorix is given

Priorix is injected under the skin or into the muscle.

Priorix is intended for children from 9 months up, adolescents and adults. The appropriate time and number of injections that will be given to you will be determined by your doctor on the basis of appropriate official recommendations.

The vaccine should never be given into a vein.

### 4 Possible side effects

Like all medicines, this vaccine can cause side effects, although not everybody gets them.

Side effects that occurred during clinical trials with Priorix were as follows:

**Very common** (these may occur with more than 1 in 10 doses of the vaccine):

- redness at the injection site
- fever of 38°C or higher

**Common** (these may occur with up to 1 in 10 doses of the vaccine):

- pain and swelling at the injection site
- fever higher than 39.5°C
- rash (spots)
- upper respiratory tract infection

**Uncommon** (these may occur with up to 1 in 100 doses of the vaccine):

- infection of the middle ear
- swollen lymph glands (glands in the neck, armpit or groin)
- loss of appetite
- nervousness
- abnormal crying
- inability to sleep (insomnia)
- redness, irritation and watering of the eyes (conjunctivitis)
- bronchitis
- cough
- swollen parotid glands (glands in the cheek)
- diarrhoea
- vomiting

**Rare** (these may occur with up to 1 in 1,000 doses of the vaccine):

- convulsions accompanying high fever
- allergic reactions

After the marketing of Priorix, the following side effects have been reported on a few occasions:

- joint and muscle pain
- punctual or small spotted bleeding or bruising more easily than normal due to a drop in platelets
- sudden life-threatening allergic reaction
- infection or inflammation of the brain, spinal cord and peripheral nerves resulting in temporary difficulty when walking (unsteadiness) and/or temporary loss of control of bodily movements, inflammation of some nerves, possibly with pins and needles or loss of feeling or normal movement (Guillain-Barré syndrome)
- narrowing or blockage of blood vessels
- erythema multiforme (symptoms are red, often itchy spots, similar to the rash of measles, which starts on the limbs and sometimes on the face and the rest of the body)
- measles and mumps like symptoms (including transient, painful swelling of the testicles and swollen glands in the neck)

### Reporting of side effects

If you get any side effects, talk to your doctor, pharmacist or nurse. This includes any possible side effects not listed in this leaflet. You can also report side effects directly via the Yellow Card Scheme at: [www.mhra.gov.uk/yellowcard](http://www.mhra.gov.uk/yellowcard)  
By reporting side effects, you can help provide more information on the safety of this medicine.

## 5 How to store Priorix

Keep this vaccine out of the sight and reach of children.

Do not use this vaccine after the expiry date which is stated on the carton after EXP.

Store and transport refrigerated (2°C - 8°C)

Do not freeze

Store in the original package in order to protect from light

After reconstitution, the vaccine should be administered promptly. If this is not possible, it must be stored in the refrigerator (2°C - 8°C) and used within 8 hours of reconstitution.

Do not throw away any medicines via wastewater or household waste. Ask your pharmacist how to throw away medicines you no longer use. These measures will help protect the environment.

## 6 Contents of the pack and other information

### What Priorix contains:

- The active substances are: measles, mumps and rubella live attenuated viruses.
- The other ingredients are:  
Powder: amino acids, lactose (anhydrous), mannitol, sorbitol  
Solvent: water for injections

### What Priorix looks like and contents of the pack

Priorix is presented as a powder and solvent for injection (powder in a vial for 1 dose and solvent in a pre-filled syringe (0.5 ml)) with or without needles in the following pack sizes:

- with 1 separate needle: pack sizes of 20 or 40
- with 2 separate needles: pack sizes of 1, 10, 25 or 100
- without needle: pack sizes of 1, 10, 20, 25, 40 or 100

Priorix is supplied as a white to slightly pink powder and a clear colourless solvent (water for injections) for reconstituting the vaccine.

Not all pack sizes may be marketed.

### **Marketing Authorisation Holder and Manufacturer**

Marketing Authorisation Holder:

SmithKline Beecham Limited

Stockley Park West, Uxbridge, Middlesex UB11 1BT

Manufacturer:

GlaxoSmithKline Biologicals s.a., Rixensart, Belgium

### **Other formats:**

To listen to or request a copy of this leaflet in Braille, large print or audio please call, free of charge:

0800 198 5000 (UK Only) Please be ready to give the following information:

**Product name**            **Priorix**

Reference number    10592/0110

This is a service provided by the Royal National Institute of Blind People.

This leaflet was last revised in 06/2015

Priorix is a registered trade mark of the GSK group of companies.

© 2015 GSK group of companies. All rights reserved.

---

**Priorix<sup>®</sup>**

**Measles, Mumps and Rubella vaccine (live)**

### **The following information is intended for healthcare professionals only:**

As with all injectable vaccines, appropriate medical treatment and supervision should always be readily available in case of a rare anaphylactic event following the administration of the vaccine.

Alcohol and other disinfecting agents must be allowed to evaporate from the skin before injection of the vaccine since they can inactivate the attenuated viruses in the vaccine.

Priorix should under no circumstances be administered intravascularly.

In the absence of compatibility studies, the medicinal product must not be mixed with other medicinal products.

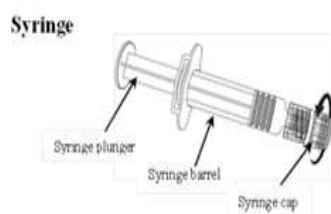
The solvent and reconstituted vaccine should be inspected visually for any foreign particulate matter and/or variation of physical aspects prior to administration. In the event of either being observed, discard the solvent or reconstituted vaccine.

The vaccine must be reconstituted by adding the entire contents of the pre-filled syringe of solvent to the vial containing the powder.

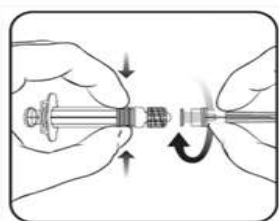
To attach the needle to the syringe, refer to the below drawing. However, the syringe provided with Priorix might be slightly different (without screw thread) than the syringe described in the drawing.

In that case, the needle should be attached without screwing.

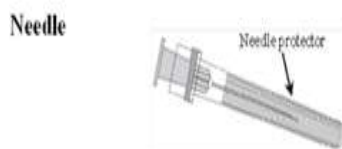
1. Holding the syringe **barrel** in one hand (avoid holding the syringe plunger), unscrew the syringe cap by twisting it anticlockwise.



2. To attach the needle to the syringe, twist the needle clockwise into the syringe until you feel it lock. (see picture)



3. Remove the needle protector, which on occasion can be a little stiff.



Add the solvent to the powder. After the addition of the solvent to the powder, the mixture should be well shaken until the powder is completely dissolved in the solvent.

Due to minor variation of its pH, the reconstituted vaccine may vary in colour from clear peach to fuchsia pink without deterioration of the vaccine potency.

Withdraw the entire content of the vial and administer it. A new needle should be used to administer the vaccine.

After reconstitution, the vaccine should be administered promptly. If this is not possible, it must be stored in the refrigerator (2°C - 8°C) and used within 8 hours of reconstitution.

Any unused medicinal product or waste material should be disposed of in accordance with local requirements.